

**General Information**

**Federally Recognized Tribal Statistical Areas**  
217 Red Lake Reservation, MN

**Service Consumption**

35,653 Annual Unlinked Trips (UPT)

**Service Supplied**

312,716 Annual Vehicle Revenue Miles (VRM)  
12,614 Annual Vehicle Revenue Hours (VRH)

**Database Information**

NTDID: 55234  
Reporter Type: Tribal Reporter

**Financial Information**

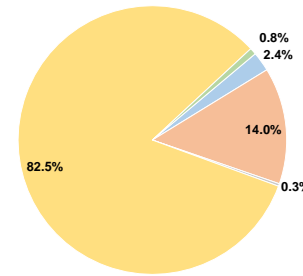
**Sources of Operating Funds Expended**

Fare Revenues	\$16,253	2.4%
Local Funds	\$97,084	14.0%
State Funds	\$2,163	0.3%
Federal Assistance	\$570,567	82.5%
Other Funds	\$5,540	0.8%
<b>Total Operating Funds Expended</b>	<b>\$691,607</b>	<b>100.0%</b>

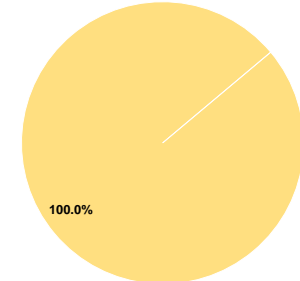
**Sources of Capital Funds Expended**

Fare Revenues	\$0	0.0%
Local Funds	\$0	0.0%
State Funds	\$0	0.0%
Federal Assistance	\$276,435	100.0%
Other Funds	\$0	0.0%
<b>Total Capital Funds Expended</b>	<b>\$276,435</b>	<b>100.0%</b>

**Operating Funding Sources**



**Capital Funding Sources**



**Modal Characteristics**

**Operation Characteristics**

**Vehicles Operated at Maximum Service**

Mode	Directly Operated	Purchased Transportation	Operating Expenses	Fare Revenues	Uses of Capital Funds	Annual Unlinked Trips	Annual Vehicle Revenue Miles	Annual Vehicle Revenue Hours	Average Fleet Age in Years <sup>1</sup>
Demand Response	6	-	\$691,607	\$16,253	\$276,435	35,653	312,716	12,614	6.2
<b>Total</b>	<b>6</b>	<b>-</b>	<b>\$691,607</b>	<b>\$16,253</b>	<b>\$276,435</b>	<b>35,653</b>	<b>312,716</b>	<b>12,614</b>	

**Performance Measures**

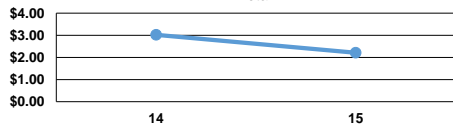
**Service Efficiency**

Mode	Operating Expenses per Vehicle Revenue Mile	Operating Expenses per Vehicle Revenue Hour
Demand Response	\$2.21	\$54.83
<b>Total</b>	<b>\$2.21</b>	<b>\$54.83</b>

**Service Effectiveness**

Mode	Operating Expenses per Unlinked Passenger Trip	Unlinked Trips per Vehicle Revenue Mile	Unlinked Trips per Vehicle Revenue Hour
Demand Response	\$19.40	0.1	2.8
<b>Total</b>	<b>\$19.40</b>	<b>0.1</b>	<b>2.8</b>

Operating Expense per Vehicle Revenue Mile: Agency Total



Unlinked Passenger Trips per Vehicle Revenue Mile: Agency Total



**Notes:**

<sup>1</sup>Demand Response - Taxi (DT) and non-dedicated fleets do not report fleet age data.