

General Information

Federally Recognized Tribal Statistical Areas
 74 Fond du Lac Reservation and Off-Reservation Trust Land, MN--WI

Service Consumption
 51,043 Annual Unlinked Trips (UPT)

Service Supplied
 337,074 Annual Vehicle Revenue Miles (VRM)
 18,708 Annual Vehicle Revenue Hours (VRH)

Database Information
 NTDID: 55246
 Reporter Type: Tribal Reporter

Financial Information

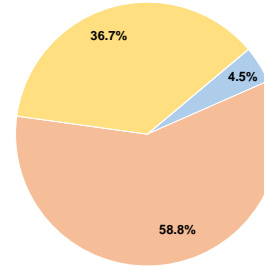
Sources of Operating Funds Expended

Fare Revenues	\$47,202	4.5%
Local Funds	\$615,510	58.8%
State Funds	\$0	0.0%
Federal Assistance	\$384,242	36.7%
Other Funds	\$0	0.0%
Total Operating Funds Expended	\$1,046,954	100.0%

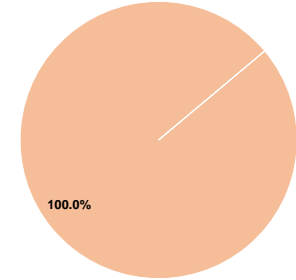
Sources of Capital Funds Expended

Fare Revenues	\$0	0.0%
Local Funds	\$5,278	100.0%
State Funds	\$0	0.0%
Federal Assistance	\$0	0.0%
Other Funds	\$0	0.0%
Total Capital Funds Expended	\$5,278	100.0%

Operating Funding Sources



Capital Funding Sources



Modal Characteristics

Operation Characteristics

Vehicles Operated at Maximum Service

Mode	Directly Operated	Purchased Transportation	Operating Expenses	Fare Revenues	Uses of Capital Funds	Annual Unlinked Trips	Annual Vehicle Revenue Miles	Annual Vehicle Revenue Hours	Average Fleet Age in Years ¹
Bus	1	-	\$231,158	\$2,831	\$0	8,568	74,423	3,283	4.6
Demand Response	6	-	\$815,796	\$44,371	\$5,278	42,475	262,651	15,425	4.6
Total	7	-	\$1,046,954	\$47,202	\$5,278	51,043	337,074	18,708	

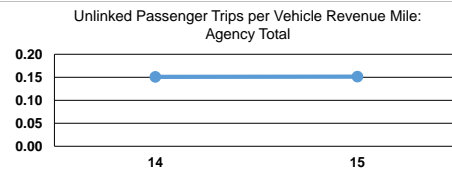
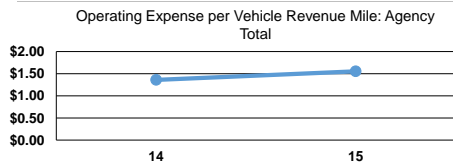
Performance Measures

Service Efficiency

Mode	Operating Expenses per Vehicle Revenue Mile	Operating Expenses per Vehicle Revenue Hour
Bus	\$3.11	\$70.41
Demand Response	\$3.11	\$52.89
Total	\$3.11	\$55.96

Service Effectiveness

Mode	Operating Expenses per Unlinked Passenger Trip	Unlinked Trips per Vehicle Revenue Mile	Unlinked Trips per Vehicle Revenue Hour
Bus	\$26.98	0.1	2.6
Demand Response	\$19.21	0.2	2.8
Total	\$20.51	0.2	2.7



Notes:

¹Demand Response - Taxi (DT) and non-dedicated fleets do not report fleet age data.