

**General Information**

**Federally Recognized Tribal Statistical Areas**

25 Bois Forte Reservation, MN

**Service Consumption**

16,959 Annual Unlinked Trips (UPT)

**Service Supplied**

220,089 Annual Vehicle Revenue Miles (VRM)  
 8,248 Annual Vehicle Revenue Hours (VRH)

**Database Information**

NTDID: 55252  
 Reporter Type: Tribal Reporter

**Financial Information**

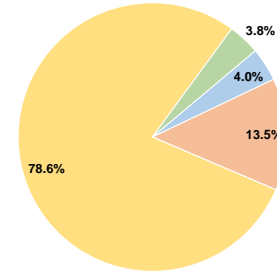
**Sources of Operating Funds Expended**

Fare Revenues	\$12,658	4.0%
Local Funds	\$42,250	13.5%
State Funds	\$0	0.0%
Federal Assistance	\$246,194	78.6%
Other Funds	\$11,973	3.8%
<b>Total Operating Funds Expended</b>	<b>\$313,075</b>	<b>100.0%</b>

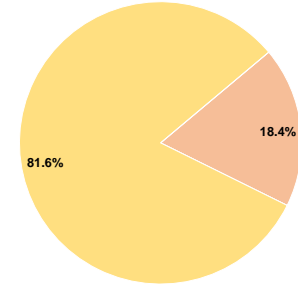
**Sources of Capital Funds Expended**

Fare Revenues	\$0	0.0%
Local Funds	\$12,200	18.4%
State Funds	\$0	0.0%
Federal Assistance	\$54,040	81.6%
Other Funds	\$0	0.0%
<b>Total Capital Funds Expended</b>	<b>\$66,240</b>	<b>100.0%</b>

**Operating Funding Sources**



**Capital Funding Sources**



**Modal Characteristics**

**Operation Characteristics**

**Vehicles Operated at Maximum Service**

Mode	Directly Operated	Purchased Transportation	Operating Expenses	Fare Revenues	Uses of Capital Funds	Annual Unlinked Trips	Annual Vehicle Revenue Miles	Annual Vehicle Revenue Hours	Average Fleet Age in Years <sup>1</sup>
Commuter Bus	2	-	\$120,284	\$4,863	\$25,449	4,640	64,305	2,144	5.8
Demand Response	2	-	\$192,792	\$7,795	\$40,791	12,319	155,784	6,104	5.0
<b>Total</b>	<b>4</b>	<b>-</b>	<b>\$313,076</b>	<b>\$12,658</b>	<b>\$66,240</b>	<b>16,959</b>	<b>220,089</b>	<b>8,248</b>	

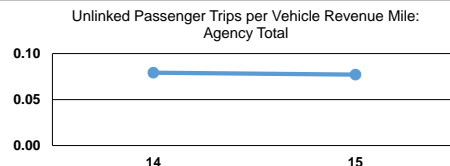
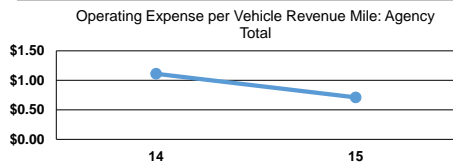
**Performance Measures**

**Service Efficiency**

Mode	Operating Expenses per Vehicle Revenue Mile	Operating Expenses per Vehicle Revenue Hour
Commuter Bus	\$1.87	\$56.10
Demand Response	\$1.24	\$31.58
<b>Total</b>	<b>\$1.42</b>	<b>\$37.96</b>

**Service Effectiveness**

Mode	Operating Expenses per Unlinked Passenger Trip	Unlinked Trips per Vehicle Revenue Mile	Unlinked Trips per Vehicle Revenue Hour
Commuter Bus	\$25.92	0.1	2.2
Demand Response	\$15.65	0.1	2.0
<b>Total</b>	<b>\$18.46</b>	<b>0.1</b>	<b>2.1</b>



**Notes:**

<sup>1</sup>Demand Response - Taxi (DT) and non-dedicated fleets do not report fleet age data.

\*This agency has a purchased transportation relationship in which they buy service from Arrowhead Economic Opportunity Agency, Inc. (NTDID: 50520), and in which the data are captured in another report for mode MB/PT.