

General Information

Federally Recognized Tribal Statistical Areas
 137 Leech Lake Reservation and Off-Reservation Trust Land, MN

Service Consumption
 9,495 Annual Unlinked Trips (UPT)

Service Supplied
 77,954 Annual Vehicle Revenue Miles (VRM)
 3,063 Annual Vehicle Revenue Hours (VRH)

Database Information
 NTDID: 55258
 Reporter Type: Tribal Reporter

Financial Information

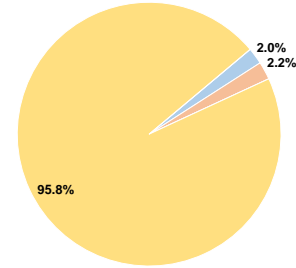
Sources of Operating Funds Expended

Fare Revenues	\$5,225	2.0%
Local Funds	\$5,657	2.2%
State Funds	\$0	0.0%
Federal Assistance	\$247,048	95.8%
Other Funds	\$0	0.0%
Total Operating Funds Expended	\$257,930	100.0%

Sources of Capital Funds Expended

Fare Revenues	\$0
Local Funds	\$0
State Funds	\$0
Federal Assistance	\$0
Other Funds	\$0
Total Capital Funds Expended	\$0

Operating Funding Sources



Modal Characteristics

Operation Characteristics

Vehicles Operated at Maximum Service

Mode	Directly Operated	Purchased Transportation	Operating Expenses	Fare Revenues	Uses of Capital Funds	Annual Unlinked Trips	Annual Vehicle Revenue Miles	Annual Vehicle Revenue Hours	Average Fleet Age in Years ¹
Bus	3	-	\$257,930	\$5,225	\$0	9,495	77,954	3,063	4.0
Total	3	-	\$257,930	\$5,225	\$0	9,495	77,954	3,063	

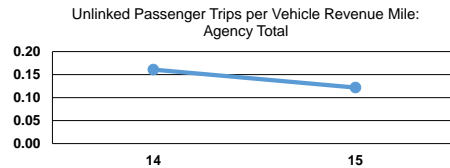
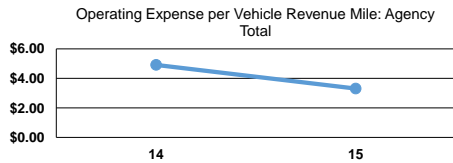
Performance Measures

Service Efficiency

Mode	Operating Expenses per Vehicle Revenue Mile	Operating Expenses per Vehicle Revenue Hour
Bus	\$3.31	\$84.21
Total	\$3.31	\$84.21

Service Effectiveness

Mode	Operating Expenses per Unlinked Passenger Trip	Unlinked Trips per Vehicle Revenue Mile	Unlinked Trips per Vehicle Revenue Hour
Bus	\$27.16	0.1	3.1
Total	\$27.16	0.1	3.1



Notes:

¹Demand Response - Taxi (DT) and non-dedicated fleets do not report fleet age data.