

General Information

Urbanized Area (UZA) Statistics - 2010 Census

92 Madison, WI
 151 **Square Miles**
 401,661 **Population**
 92 **Pop. Rank out of 498 UZAs**

Service Area Statistics

5 **Square Miles**
 12,611 **Population**

Service Consumption

29,943 **Annual Unlinked Trips (UPT)**

Service Supplied

97,772 **Annual Vehicle Revenue Miles (VRM)**
 11,805 **Annual Vehicle Revenue Hours (VRH)**

Database Information

NTDID: 55308
 Reporter Type: Reduced Reporter

Financial Information

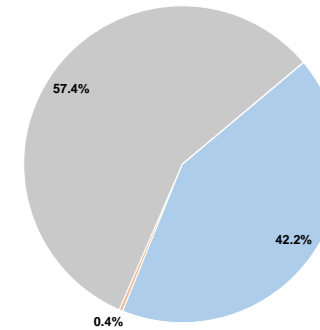
Sources of Operating Funds Expended

Fare Revenues	\$109,917	42.2%
Local Funds	\$976	0.4%
State Funds	\$149,289	57.4%
Federal Assistance	\$0	0.0%
Other Funds	\$0	0.0%
Total Operating Funds Expended	\$260,182	100.0%

Sources of Capital Funds Expended

Fare Revenues	\$0
Local Funds	\$0
State Funds	\$0
Federal Assistance	\$0
Other Funds	\$0
Total Capital Funds Expended	\$0

Operating Funding Sources



Modal Characteristics

Operation Characteristics

Vehicles Operated at Maximum Service

Mode	Directly Operated	Purchased Transportation	Operating Expenses	Fare Revenues	Uses of Capital Funds	Annual Unlinked Trips	Annual Vehicle Revenue Miles	Annual Vehicle Revenue Hours	Average Fleet Age in Years ¹
Demand Response - Taxi	-	4	\$260,182	\$109,917	\$0	29,943	97,772	11,805	
Total	-	4	\$260,182	\$109,917	\$0	29,943	97,772	11,805	

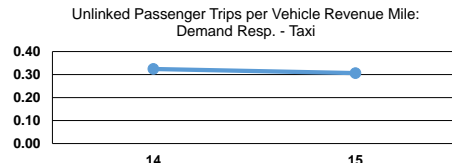
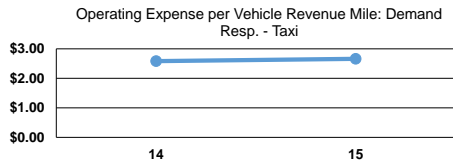
Performance Measures

Service Efficiency

Mode	Operating Expenses per Vehicle Revenue Mile	Operating Expenses per Vehicle Revenue Hour
Demand Response - Taxi	\$2.66	\$22.04
Total	\$2.66	\$22.04

Service Effectiveness

Mode	Operating Expenses per Unlinked Passenger Trip	Unlinked Trips per Vehicle Revenue Mile	Unlinked Trips per Vehicle Revenue Hour
Demand Response - Taxi	\$8.69	0.3	2.5
Total	\$8.69	0.3	2.5



Notes:

¹Demand Response - Taxi (DT) and non-dedicated fleets do not report fleet age data.