

General Information

Service Consumption

38,480 Annual Unlinked Trips (UPT)

Service Supplied

316,464 Annual Vehicle Revenue Miles (VRM)
 10,847 Annual Vehicle Revenue Hours (VRH)

Summary of Operating Expenses (OE)

\$679,252 Total Operating Expenses

Database Information

NTDID: 5R01-50221
 Reporter Type: Rural General Public Transit

Financial Information

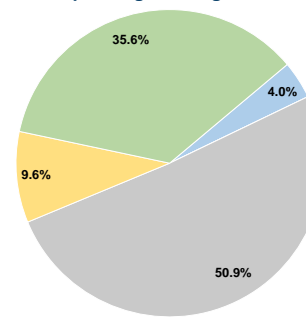
Sources of Operating Funds Expended

Fare Revenues	\$26,998	4.0%
Local Funds	\$0	0.0%
State Funds	\$345,600	50.9%
Federal Assistance	\$65,086	9.6%
Other Funds	\$241,568	35.6%
Total Operating Funds Expended	\$679,252	100.0%

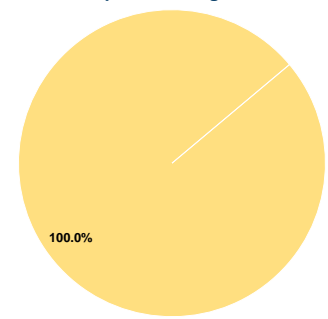
Sources of Capital Funds Expended

Fare Revenues	\$0	0.0%
Local Funds	\$0	0.0%
State Funds	\$0	0.0%
Federal Assistance	\$4,538	100.0%
Other Funds	\$0	0.0%
Total Capital Funds Expended	\$4,538	100.0%

Operating Funding Sources



Capital Funding Sources



Modal Characteristics

Operation Characteristics

Vehicles Operated at Maximum Service

Mode	Directly Operated	Purchased Transportation	Operating Expenses	Fare Revenues	Uses of Capital Funds	Annual Unlinked Trips	Annual Vehicle Revenue Miles	Annual Vehicle Revenue Hours
Demand Response	14	-	\$679,252	\$26,998	\$4,538	38,480	316,464	10,847
Total	14	-	\$679,252	\$26,998	\$4,538	38,480	316,464	10,847

Performance Measures

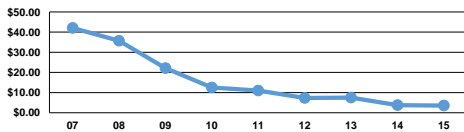
Service Efficiency

Mode	Operating Expenses per Vehicle Revenue Mile	Operating Expenses per Vehicle Revenue Hour
Demand Response	\$2.15	\$62.62
Total	\$2.15	\$62.62

Service Effectiveness

Mode	Operating Expenses per Unlinked Passenger Trip	Unlinked Trips per Vehicle Revenue Mile	Unlinked Trips per Vehicle Revenue Hour
Demand Response	\$17.65	0.1	3.5
Total	\$17.65	0.1	3.5

Operating Expense per Vehicle Revenue Mile: Agency Total



Unlinked Passenger Trips per Vehicle Revenue Mile: Agency Total

