

## General Information

### Service Consumption

220,263 Annual Unlinked Trips (UPT)

### Service Supplied

1,962,203 Annual Vehicle Revenue Miles (VRM)  
 106,869 Annual Vehicle Revenue Hours (VRH)

### Summary of Operating Expenses (OE)

\$3,010,152 Total Operating Expenses

### Database Information

NTDID: 5R02-50276  
 Reporter Type: Rural General Public Transit

## Financial Information

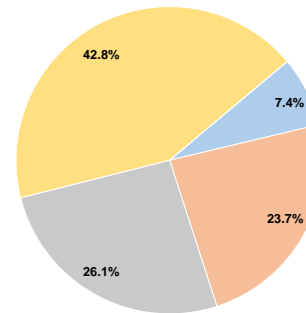
### Sources of Operating Funds Expended

Fare Revenues	\$222,281	7.4%
Local Funds	\$714,510	23.7%
State Funds	\$784,426	26.1%
Federal Assistance	\$1,288,935	42.8%
Other Funds	\$0	0.0%
<b>Total Operating Funds Expended</b>	<b>\$3,010,152</b>	<b>100.0%</b>

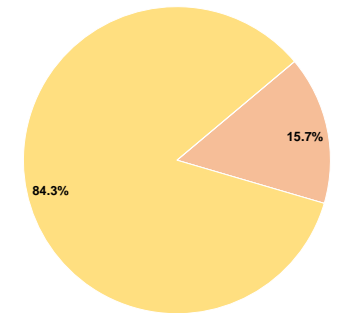
### Sources of Capital Funds Expended

Fare Revenues	\$0	0.0%
Local Funds	\$38,030	15.7%
State Funds	\$0	0.0%
Federal Assistance	\$204,962	84.3%
Other Funds	\$0	0.0%
<b>Total Capital Funds Expended</b>	<b>\$242,992</b>	<b>100.0%</b>

### Operating Funding Sources



### Capital Funding Sources



## Modal Characteristics

### Operation Characteristics

#### Vehicles Operated at Maximum Service

Mode	Directly Operated	Purchased Transportation	Operating Expenses	Fare Revenues	Uses of Capital Funds	Annual Unlinked Trips	Annual Vehicle Revenue Miles	Annual Vehicle Revenue Hours
Demand Response	95	-	\$3,010,152	\$222,281	\$242,992	220,263	1,962,203	106,869
<b>Total</b>	<b>95</b>	<b>-</b>	<b>\$3,010,152</b>	<b>\$222,281</b>	<b>\$242,992</b>	<b>220,263</b>	<b>1,962,203</b>	<b>106,869</b>

### Performance Measures

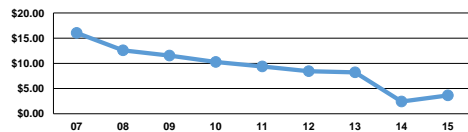
#### Service Efficiency

Mode	Operating Expenses per Vehicle Revenue Mile	Operating Expenses per Vehicle Revenue Hour
Demand Response	\$1.53	\$28.17
<b>Total</b>	<b>\$1.53</b>	<b>\$28.17</b>

#### Service Effectiveness

Mode	Operating Expenses per Unlinked Passenger Trip	Unlinked Trips per Vehicle Revenue Mile	Unlinked Trips per Vehicle Revenue Hour
Demand Response	\$13.67	0.1	2.1
<b>Total</b>	<b>\$13.67</b>	<b>0.1</b>	<b>2.1</b>

Operating Expense per Vehicle Revenue Mile: Agency Total



Unlinked Passenger Trips per Vehicle Revenue Mile: Agency Total

