

General Information

Service Consumption

47,620 Annual Unlinked Trips (UPT)

Service Supplied

184,187 Annual Vehicle Revenue Miles (VRM)
 9,416 Annual Vehicle Revenue Hours (VRH)

Summary of Operating Expenses (OE)

\$682,297 Total Operating Expenses

Database Information

NTDID: 5R02-50289
 Reporter Type: Rural General Public Transit

Financial Information

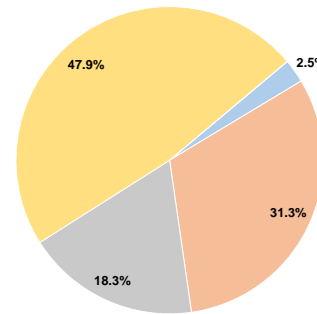
Sources of Operating Funds Expended

Fare Revenues	\$16,985	2.5%
Local Funds	\$213,884	31.3%
State Funds	\$124,724	18.3%
Federal Assistance	\$326,704	47.9%
Other Funds	\$0	0.0%
Total Operating Funds Expended	\$682,297	100.0%

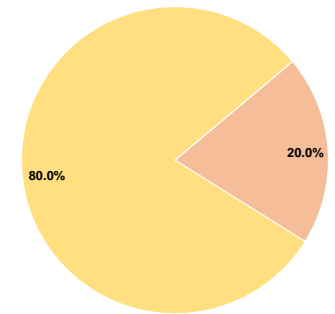
Sources of Capital Funds Expended

Fare Revenues	\$0	0.0%
Local Funds	\$17,025	20.0%
State Funds	\$0	0.0%
Federal Assistance	\$68,099	80.0%
Other Funds	\$0	0.0%
Total Capital Funds Expended	\$85,124	100.0%

Operating Funding Sources



Capital Funding Sources



Modal Characteristics

Operation Characteristics

Vehicles Operated at Maximum Service

Mode	Directly Operated	Purchased Transportation	Operating Expenses	Fare Revenues	Uses of Capital Funds	Annual Unlinked Trips	Annual Vehicle Revenue Miles	Annual Vehicle Revenue Hours
Demand Response	10	-	\$682,297	\$16,985	\$85,124	47,620	184,187	9,416
Total	10	-	\$682,297	\$16,985	\$85,124	47,620	184,187	9,416

Performance Measures

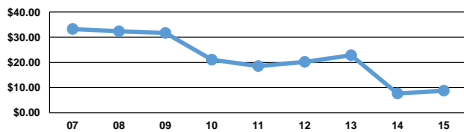
Service Efficiency

Mode	Operating Expenses per Vehicle Revenue Mile	Operating Expenses per Vehicle Revenue Hour
Demand Response	\$3.70	\$72.46
Total	\$3.70	\$72.46

Service Effectiveness

Mode	Operating Expenses per Unlinked Passenger Trip	Unlinked Trips per Vehicle Revenue Mile	Unlinked Trips per Vehicle Revenue Hour
Demand Response	\$14.33	0.3	5.1
Total	\$14.33	0.3	5.1

Operating Expense per Vehicle Revenue Mile: Agency Total



Unlinked Passenger Trips per Vehicle Revenue Mile: Agency Total

