

General Information

Service Consumption

39,731 Annual Unlinked Trips (UPT)

Service Supplied

101,390 Annual Vehicle Revenue Miles (VRM)
 16,000 Annual Vehicle Revenue Hours (VRH)

Summary of Operating Expenses (OE)

\$397,003 Total Operating Expenses

Database Information

NTDID: 5R02-50499
 Reporter Type: Rural General Public Transit

Financial Information

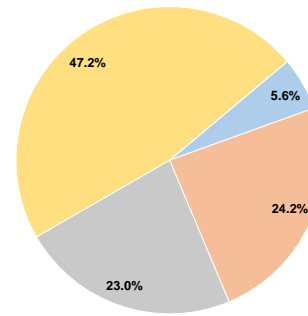
Sources of Operating Funds Expended

Fare Revenues	\$22,201	5.6%
Local Funds	\$96,019	24.2%
State Funds	\$91,382	23.0%
Federal Assistance	\$187,401	47.2%
Other Funds	\$0	0.0%
Total Operating Funds Expended	\$397,003	100.0%

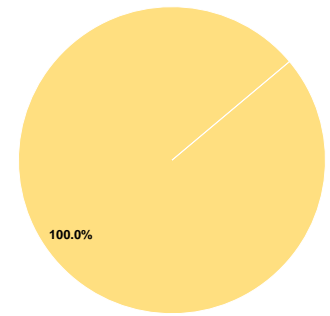
Sources of Capital Funds Expended

Fare Revenues	\$0	0.0%
Local Funds	\$0	0.0%
State Funds	\$0	0.0%
Federal Assistance	\$93,380	100.0%
Other Funds	\$0	0.0%
Total Capital Funds Expended	\$93,380	100.0%

Operating Funding Sources



Capital Funding Sources



Modal Characteristics

Operation Characteristics

Vehicles Operated at Maximum Service

Mode	Directly Operated	Purchased Transportation	Operating Expenses	Fare Revenues	Uses of Capital Funds	Annual Unlinked Trips	Annual Vehicle Revenue Miles	Annual Vehicle Revenue Hours
Demand Response	9	-	\$397,003	\$22,201	\$93,380	39,731	101,390	16,000
Total	9	-	\$397,003	\$22,201	\$93,380	39,731	101,390	16,000

Performance Measures

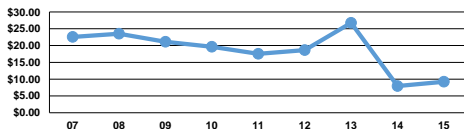
Service Efficiency

Mode	Operating Expenses per Vehicle Revenue Mile	Operating Expenses per Vehicle Revenue Hour
Demand Response	\$3.92	\$24.81
Total	\$3.92	\$24.81

Service Effectiveness

Mode	Operating Expenses per Unlinked Passenger Trip	Unlinked Trips per Vehicle Revenue Mile	Unlinked Trips per Vehicle Revenue Hour
Demand Response	\$9.99	0.4	2.5
Total	\$9.99	0.4	2.5

Operating Expense per Vehicle Revenue Mile: Agency Total



Unlinked Passenger Trips per Vehicle Revenue Mile: Agency Total

