

Eaton County Transportation Authority

2015 Annual Agency Profile

General Information

Service Consumption

136,701 Annual Unlinked Trips (UPT)

Service Supplied

787,688 Annual Vehicle Revenue Miles (VRM)
 42,891 Annual Vehicle Revenue Hours (VRH)

Summary of Operating Expenses (OE)

\$2,402,100 Total Operating Expenses

Database Information

NTDID: 5R03-50260
 Reporter Type: Rural General Public Transit

Financial Information

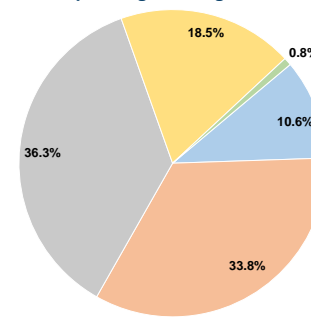
Sources of Operating Funds Expended

Fare Revenues	\$254,022	10.6%
Local Funds	\$811,027	33.8%
State Funds	\$872,923	36.3%
Federal Assistance	\$444,389	18.5%
Other Funds	\$19,739	0.8%
Total Operating Funds Expended	\$2,402,100	100.0%

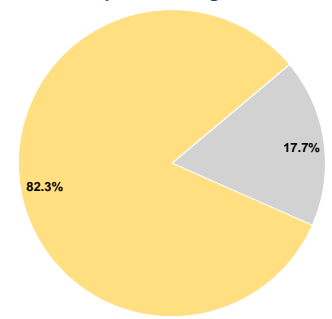
Sources of Capital Funds Expended

Fare Revenues	\$0	0.0%
Local Funds	\$0	0.0%
State Funds	\$9,586	17.7%
Federal Assistance	\$44,465	82.3%
Other Funds	\$0	0.0%
Total Capital Funds Expended	\$54,051	100.0%

Operating Funding Sources



Capital Funding Sources



Modal Characteristics

Operation Characteristics

Vehicles Operated at Maximum Service

Mode	Directly Operated	Purchased Transportation	Operating Expenses	Fare Revenues	Uses of Capital Funds	Annual Unlinked Trips	Annual Vehicle Revenue Miles	Annual Vehicle Revenue Hours
Demand Response	21	-	\$2,402,100	\$254,022	\$54,051	136,701	787,688	42,891
Total	21	-	\$2,402,100	\$254,022	\$54,051	136,701	787,688	42,891

Performance Measures

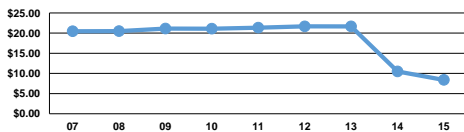
Service Efficiency

Mode	Operating Expenses per Vehicle Revenue Mile	Operating Expenses per Vehicle Revenue Hour
Demand Response	\$3.05	\$56.00
Total	\$3.05	\$56.00

Service Effectiveness

Mode	Operating Expenses per Unlinked Passenger Trip	Unlinked Trips per Vehicle Revenue Mile	Unlinked Trips per Vehicle Revenue Hour
Demand Response	\$17.57	0.2	3.2
Total	\$17.57	0.2	3.2

Operating Expense per Vehicle Revenue Mile: Agency Total



Unlinked Passenger Trips per Vehicle Revenue Mile: Agency Total

