

Antrim County Transportation

2015 Annual Agency Profile

Administrator: Ms. Sharon Edgar
517-373-0470

General Information

Service Consumption

38,901 Annual Unlinked Trips (UPT)

Service Supplied

264,073 Annual Vehicle Revenue Miles (VRM)

12,741 Annual Vehicle Revenue Hours (VRH)

Summary of Operating Expenses (OE)

\$751,021 Total Operating Expenses

Database Information

NTDID: 5R03-50452

Reporter Type: Rural General Public Transit

Financial Information

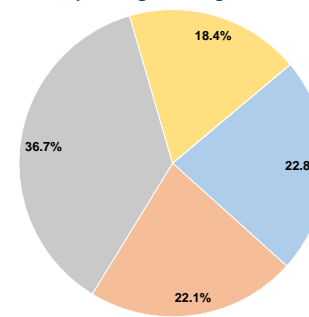
Sources of Operating Funds Expended

Fare Revenues	\$171,032	22.8%
Local Funds	\$166,000	22.1%
State Funds	\$275,798	36.7%
Federal Assistance	\$138,191	18.4%
Other Funds	\$0	0.0%
Total Operating Funds Expended	\$751,021	100.0%

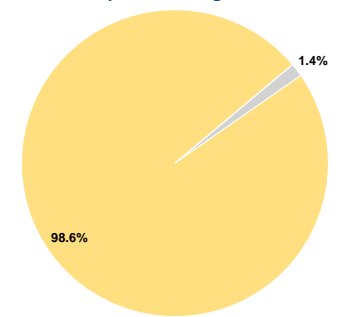
Sources of Capital Funds Expended

Fare Revenues	\$0	0.0%
Local Funds	\$0	0.0%
State Funds	\$832	1.4%
Federal Assistance	\$57,639	98.6%
Other Funds	\$0	0.0%
Total Capital Funds Expended	\$58,471	100.0%

Operating Funding Sources



Capital Funding Sources



Modal Characteristics

Operation Characteristics

Vehicles Operated at Maximum Service

Mode	Directly Operated	Purchased Transportation	Operating Expenses	Fare Revenues
Demand Response	15	-	\$751,021	\$171,032
Total	15	-	\$751,021	\$171,032

Uses of Capital Funds	Annual Unlinked Trips	Annual Vehicle Revenue Miles	Annual Vehicle Revenue Hours
\$58,471	38,901	264,073	12,741
\$58,471	38,901	264,073	12,741

Performance Measures

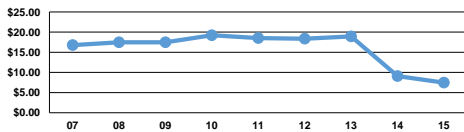
Service Efficiency

Mode	Operating Expenses per Vehicle Revenue Mile	Operating Expenses per Vehicle Revenue Hour
Demand Response	\$2.84	\$58.95
Total	\$2.84	\$58.95

Service Effectiveness

Mode	Operating Expenses per Unlinked Passenger Trip	Unlinked Trips per Vehicle Revenue Mile	Unlinked Trips per Vehicle Revenue Hour
Demand Response	\$19.31	0.1	3.1
Total	\$19.31	0.1	3.1

Operating Expense per Vehicle Revenue Mile: Agency Total



Unlinked Passenger Trips per Vehicle Revenue Mile: Agency Total

