

General Information

Service Consumption

59,628 Annual Unlinked Trips (UPT)

Service Supplied

221,580 Annual Vehicle Revenue Miles (VRM)
11,480 Annual Vehicle Revenue Hours (VRH)

Summary of Operating Expenses (OE)

\$482,366 Total Operating Expenses

Database Information

NTDID: 5R03-50473

Reporter Type: Rural General Public Transit

Financial Information

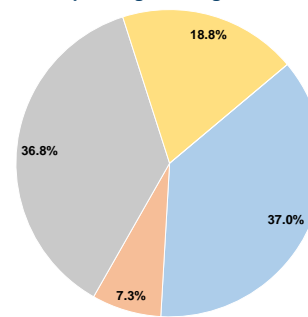
Sources of Operating Funds Expended

Fare Revenues	\$178,590	37.0%
Local Funds	\$35,317	7.3%
State Funds	\$177,669	36.8%
Federal Assistance	\$90,790	18.8%
Other Funds	\$0	0.0%
Total Operating Funds Expended	\$482,366	100.0%

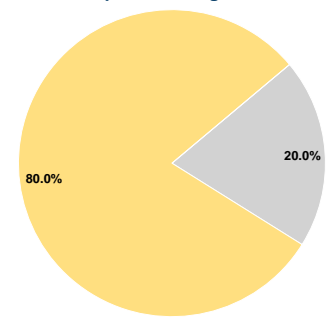
Sources of Capital Funds Expended

Fare Revenues	\$0	0.0%
Local Funds	\$0	0.0%
State Funds	\$1,820	20.0%
Federal Assistance	\$7,277	80.0%
Other Funds	\$0	0.0%
Total Capital Funds Expended	\$9,097	100.0%

Operating Funding Sources



Capital Funding Sources



Modal Characteristics

Operation Characteristics

Vehicles Operated at Maximum Service

Mode	Directly Operated	Purchased Transportation	Operating Expenses	Fare Revenues	Uses of Capital Funds	Annual Unlinked Trips	Annual Vehicle Revenue Miles	Annual Vehicle Revenue Hours
Demand Response	-	10	\$482,366	\$178,590	\$9,097	59,628	221,580	11,480
Total	-	10	\$482,366	\$178,590	\$9,097	59,628	221,580	11,480

Performance Measures

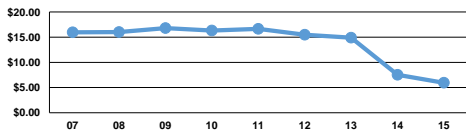
Service Efficiency

Mode	Operating Expenses per Vehicle Revenue Mile	Operating Expenses per Vehicle Revenue Hour
Demand Response	\$2.18	\$42.02
Total	\$2.18	\$42.02

Service Effectiveness

Mode	Operating Expenses per Unlinked Passenger Trip	Unlinked Trips per Vehicle Revenue Mile	Unlinked Trips per Vehicle Revenue Hour
Demand Response	\$8.09	0.3	5.2
Total	\$8.09	0.3	5.2

Operating Expense per Vehicle Revenue Mile: Agency Total



Unlinked Passenger Trips per Vehicle Revenue Mile: Agency Total

