

Rainbow Rider Transit Board

2015 Annual Agency Profile

<http://www.rainbowriderbus.com>
 249 Poplar Avenue
 Lowry, MN 56349

Director: Mr. Mike Schadauer
 651-366-4161

General Information

Service Consumption

157,002 Annual Unlinked Trips (UPT)

Service Supplied

585,892 Annual Vehicle Revenue Miles (VRM)
 48,587 Annual Vehicle Revenue Hours (VRH)

Summary of Operating Expenses (OE)

\$2,031,303 Total Operating Expenses

Database Information

NTDID: 5R04-50231
 Reporter Type: Rural General Public Transit

Financial Information

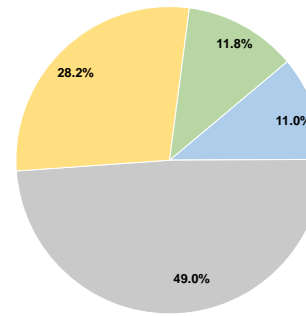
Sources of Operating Funds Expended

Fare Revenues	\$223,955	11.0%
Local Funds	\$0	0.0%
State Funds	\$994,675	49.0%
Federal Assistance	\$572,304	28.2%
Other Funds	\$240,369	11.8%
Total Operating Funds Expended	\$2,031,303	100.0%

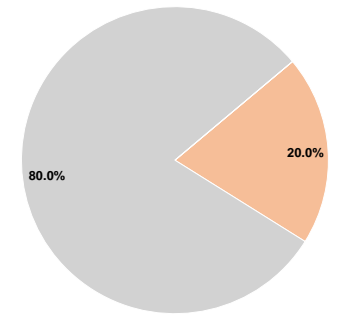
Sources of Capital Funds Expended

Fare Revenues	\$0	0.0%
Local Funds	\$47,904	20.0%
State Funds	\$191,616	80.0%
Federal Assistance	\$0	0.0%
Other Funds	\$0	0.0%
Total Capital Funds Expended	\$239,520	100.0%

Operating Funding Sources



Capital Funding Sources



Modal Characteristics

Operation Characteristics

Vehicles Operated at Maximum Service

Mode	Directly Operated	Purchased Transportation	Operating Expenses	Fare Revenues	Uses of Capital Funds	Annual Unlinked Trips	Annual Vehicle Revenue Miles	Annual Vehicle Revenue Hours
Bus	12	-	\$660,048	\$72,772	\$77,829	51,016	190,379	15,788
Demand Response	24	-	\$1,371,255	\$151,183	\$161,691	105,986	395,513	32,799
Total	36	-	\$2,031,303	\$223,955	\$239,520	157,002	585,892	48,587

Performance Measures


Service Efficiency

Mode	Operating Expenses per Vehicle Revenue Mile	Operating Expenses per Vehicle Revenue Hour
Bus	\$3.47	\$41.81
Demand Response	\$3.47	\$41.81
Total	\$3.47	\$41.81

Service Effectiveness

Mode	Operating Expenses per Unlinked Passenger Trip	Unlinked Trips per Vehicle Revenue Mile	Unlinked Trips per Vehicle Revenue Hour
Bus	\$12.94	0.3	3.2
Demand Response	\$12.94	0.3	3.2
Total	\$12.94	0.3	3.2

Operating Expense per Vehicle Revenue Mile: Agency Total



Unlinked Passenger Trips per Vehicle Revenue Mile: Agency Total

