

**General Information**

**Service Consumption**

64,481 Annual Unlinked Trips (UPT)

**Service Supplied**

195,867 Annual Vehicle Revenue Miles (VRM)  
 14,691 Annual Vehicle Revenue Hours (VRH)

**Summary of Operating Expenses (OE)**

\$831,572 Total Operating Expenses

**Database Information**

NTDID: 5R04-50273  
 Reporter Type: Rural General Public Transit

**Financial Information**

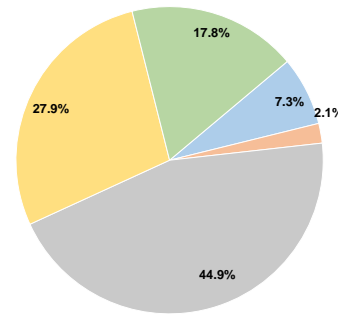
**Sources of Operating Funds Expended**

Fare Revenues	\$60,346	7.3%
Local Funds	\$17,252	2.1%
State Funds	\$373,700	44.9%
Federal Assistance	\$232,099	27.9%
Other Funds	\$148,175	17.8%
<b>Total Operating Funds Expended</b>	<b>\$831,572</b>	<b>100.0%</b>

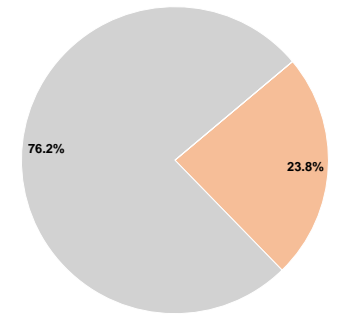
**Sources of Capital Funds Expended**

Fare Revenues	\$0	0.0%
Local Funds	\$35,019	23.8%
State Funds	\$112,000	76.2%
Federal Assistance	\$0	0.0%
Other Funds	\$0	0.0%
<b>Total Capital Funds Expended</b>	<b>\$147,019</b>	<b>100.0%</b>

**Operating Funding Sources**



**Capital Funding Sources**



**Modal Characteristics**

**Operation Characteristics**

**Vehicles Operated at Maximum Service**

Mode	Directly Operated	Purchased Transportation	Operating Expenses	Fare Revenues	Uses of Capital Funds	Annual Unlinked Trips	Annual Vehicle Revenue Miles	Annual Vehicle Revenue Hours
Bus	6	-	\$660,063	\$47,900	\$116,697	51,182	155,470	11,661
Demand Response	2	-	\$171,509	\$12,446	\$30,322	13,299	40,397	3,030
<b>Total</b>	<b>8</b>	<b>-</b>	<b>\$831,572</b>	<b>\$60,346</b>	<b>\$147,019</b>	<b>64,481</b>	<b>195,867</b>	<b>14,691</b>

**Performance Measures**

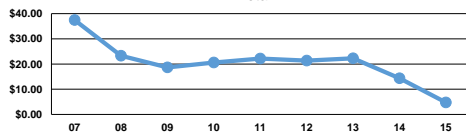
**Service Efficiency**

Mode	Operating Expenses per Vehicle Revenue Mile	Operating Expenses per Vehicle Revenue Hour
Bus	\$4.25	\$56.60
Demand Response	\$4.25	\$56.60
<b>Total</b>	<b>\$4.25</b>	<b>\$56.60</b>

**Service Effectiveness**

Mode	Operating Expenses per Unlinked Passenger Trip	Unlinked Trips per Vehicle Revenue Mile	Unlinked Trips per Vehicle Revenue Hour
Bus	\$12.90	0.3	4.4
Demand Response	\$12.90	0.3	4.4
<b>Total</b>	<b>\$12.90</b>	<b>0.3</b>	<b>4.4</b>

Operating Expense per Vehicle Revenue Mile: Agency Total



Unlinked Passenger Trips per Vehicle Revenue Mile: Agency Total

