

**General Information**

**Service Consumption**

44,681 Annual Unlinked Trips (UPT)

**Service Supplied**

166,763 Annual Vehicle Revenue Miles (VRM)  
 12,500 Annual Vehicle Revenue Hours (VRH)

**Summary of Operating Expenses (OE)**

\$864,313 Total Operating Expenses

**Database Information**

NTDID: 5R04-50297  
 Reporter Type: Rural General Public Transit

**Financial Information**

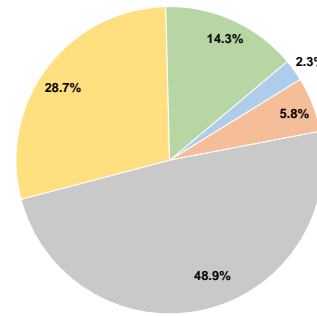
**Sources of Operating Funds Expended**

Fare Revenues	\$19,895	2.3%
Local Funds	\$49,986	5.8%
State Funds	\$422,931	48.9%
Federal Assistance	\$248,085	28.7%
Other Funds	\$123,416	14.3%
<b>Total Operating Funds Expended</b>	<b>\$864,313</b>	<b>100.0%</b>

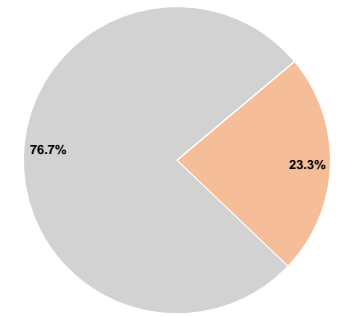
**Sources of Capital Funds Expended**

Fare Revenues	\$0	0.0%
Local Funds	\$16,966	23.3%
State Funds	\$56,000	76.7%
Federal Assistance	\$0	0.0%
Other Funds	\$0	0.0%
<b>Total Capital Funds Expended</b>	<b>\$72,966</b>	<b>100.0%</b>

**Operating Funding Sources**



**Capital Funding Sources**



**Modal Characteristics**

**Operation Characteristics**

**Vehicles Operated at Maximum Service**

Mode	Directly Operated	Purchased Transportation	Operating Expenses	Fare Revenues	Uses of Capital Funds	Annual Unlinked Trips	Annual Vehicle Revenue Miles	Annual Vehicle Revenue Hours
Bus	3	-	\$408,915	\$9,413	\$34,521	21,139	78,897	5,914
Demand Response	4	-	\$455,398	\$10,482	\$38,445	23,542	87,866	6,586
<b>Total</b>	<b>7</b>	<b>-</b>	<b>\$864,313</b>	<b>\$19,895</b>	<b>\$72,966</b>	<b>44,681</b>	<b>166,763</b>	<b>12,500</b>

**Performance Measures**

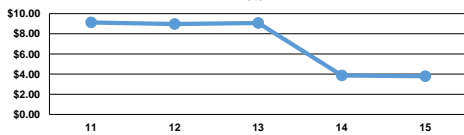
**Service Efficiency**

Mode	Operating Expenses per Vehicle Revenue Mile	Operating Expenses per Vehicle Revenue Hour
Bus	\$5.18	\$69.14
Demand Response	\$5.18	\$69.15
<b>Total</b>	<b>\$5.18</b>	<b>\$69.15</b>

**Service Effectiveness**

Mode	Operating Expenses per Unlinked Passenger Trip	Unlinked Trips per Vehicle Revenue Mile	Unlinked Trips per Vehicle Revenue Hour
Bus	\$19.34	0.3	3.6
Demand Response	\$19.34	0.3	3.6
<b>Total</b>	<b>\$19.34</b>	<b>0.3</b>	<b>3.6</b>

Operating Expense per Vehicle Revenue Mile: Agency Total



Unlinked Passenger Trips per Vehicle Revenue Mile: Agency Total

