

General Information

Service Consumption

140,013 Annual Unlinked Trips (UPT)

Service Supplied

389,730 Annual Vehicle Revenue Miles (VRM)
 31,130 Annual Vehicle Revenue Hours (VRH)

Summary of Operating Expenses (OE)

\$1,467,397 Total Operating Expenses

Database Information

NTDID: 5R04-50334
 Reporter Type: Rural General Public Transit

Financial Information

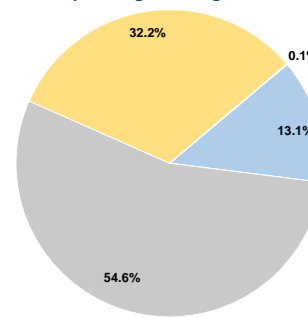
Sources of Operating Funds Expended

Fare Revenues	\$192,290	13.1%
Local Funds	\$0	0.0%
State Funds	\$801,800	54.6%
Federal Assistance	\$472,057	32.2%
Other Funds	\$1,250	0.1%
Total Operating Funds Expended	\$1,467,397	100.0%

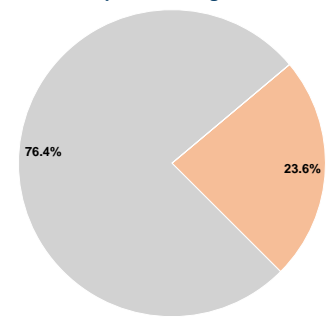
Sources of Capital Funds Expended

Fare Revenues	\$0	0.0%
Local Funds	\$17,294	23.6%
State Funds	\$56,000	76.4%
Federal Assistance	\$0	0.0%
Other Funds	\$0	0.0%
Total Capital Funds Expended	\$73,294	100.0%

Operating Funding Sources



Capital Funding Sources



Modal Characteristics

Operation Characteristics

Vehicles Operated at Maximum Service

Mode	Directly Operated	Purchased Transportation	Operating Expenses	Fare Revenues	Uses of Capital Funds	Annual Unlinked Trips	Annual Vehicle Revenue Miles	Annual Vehicle Revenue Hours
Demand Response	15	-	\$1,467,397	\$192,290	\$73,294	140,013	389,730	31,130
Total	15	-	\$1,467,397	\$192,290	\$73,294	140,013	389,730	31,130

Performance Measures

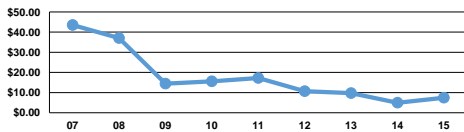
Service Efficiency

Mode	Operating Expenses per Vehicle Revenue Mile	Operating Expenses per Vehicle Revenue Hour
Demand Response	\$3.77	\$47.14
Total	\$3.77	\$47.14

Service Effectiveness

Mode	Operating Expenses per Unlinked Passenger Trip	Unlinked Trips per Vehicle Revenue Mile	Unlinked Trips per Vehicle Revenue Hour
Demand Response	\$10.48	0.4	4.5
Total	\$10.48	0.4	4.5

Operating Expense per Vehicle Revenue Mile: Agency Total



Unlinked Passenger Trips per Vehicle Revenue Mile: Agency Total

