

**General Information**

**Service Consumption**

51,480 Annual Unlinked Trips (UPT)

**Service Supplied**

198,969 Annual Vehicle Revenue Miles (VRM)  
 16,461 Annual Vehicle Revenue Hours (VRH)

**Summary of Operating Expenses (OE)**

\$814,405 Total Operating Expenses

**Database Information**

NTDID: 5R04-50428  
 Reporter Type: Rural General Public Transit

**Financial Information**

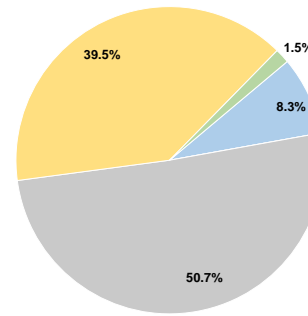
**Sources of Operating Funds Expended**

Fare Revenues	\$67,389	8.3%
Local Funds	\$0	0.0%
State Funds	\$413,125	50.7%
Federal Assistance	\$321,330	39.5%
Other Funds	\$12,561	1.5%
<b>Total Operating Funds Expended</b>	<b>\$814,405</b>	<b>100.0%</b>

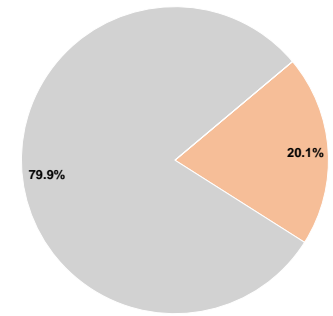
**Sources of Capital Funds Expended**

Fare Revenues	\$0	0.0%
Local Funds	\$76,956	20.1%
State Funds	\$305,823	79.9%
Federal Assistance	\$0	0.0%
Other Funds	\$0	0.0%
<b>Total Capital Funds Expended</b>	<b>\$382,779</b>	<b>100.0%</b>

**Operating Funding Sources**



**Capital Funding Sources**



**Modal Characteristics**

**Operation Characteristics**

**Vehicles Operated at Maximum Service**

Mode	Directly Operated	Purchased Transportation	Operating Expenses	Fare Revenues	Uses of Capital Funds	Annual Unlinked Trips	Annual Vehicle Revenue Miles	Annual Vehicle Revenue Hours
Bus	1	-	\$2,848	\$236	\$1,338	180	696	58
Demand Response	10	-	\$811,557	\$67,153	\$381,441	51,300	198,273	16,403
<b>Total</b>	<b>11</b>	<b>-</b>	<b>\$814,405</b>	<b>\$67,389</b>	<b>\$382,779</b>	<b>51,480</b>	<b>198,969</b>	<b>16,461</b>

**Performance Measures**


**Service Efficiency**

Mode	Operating Expenses per Vehicle Revenue Mile	Operating Expenses per Vehicle Revenue Hour
Bus	\$4.09	\$49.10
Demand Response	\$4.09	\$49.48
<b>Total</b>	<b>\$4.09</b>	<b>\$49.47</b>

**Service Effectiveness**

Mode	Operating Expenses per Unlinked Passenger Trip	Unlinked Trips per Vehicle Revenue Mile	Unlinked Trips per Vehicle Revenue Hour
Bus	\$15.82	0.3	3.1
Demand Response	\$15.82	0.3	3.1
<b>Total</b>	<b>\$15.82</b>	<b>0.3</b>	<b>3.1</b>

Operating Expense per Vehicle Revenue Mile: Agency Total



Unlinked Passenger Trips per Vehicle Revenue Mile: Agency Total

