

# Transportation Resources For Independent People of Sandusky (TRIPS)

2015 Annual Agency Profile

## General Information

### Service Consumption

40,847 Annual Unlinked Trips (UPT)

### Service Supplied

440,591 Annual Vehicle Revenue Miles (VRM)  
 20,847 Annual Vehicle Revenue Hours (VRH)

### Summary of Operating Expenses (OE)

\$1,057,041 Total Operating Expenses

### Database Information

NTDID: 5R05-50433  
 Reporter Type: Rural General Public Transit

## Financial Information

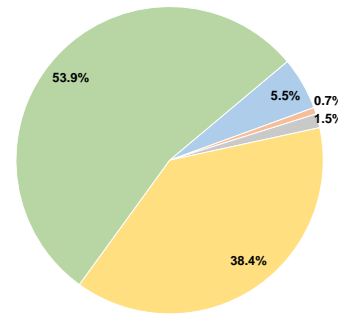
### Sources of Operating Funds Expended

Fare Revenues	\$58,627	5.5%
Local Funds	\$7,384	0.7%
State Funds	\$15,469	1.5%
Federal Assistance	\$405,884	38.4%
Other Funds	\$569,677	53.9%
<b>Total Operating Funds Expended</b>	<b>\$1,057,041</b>	<b>100.0%</b>

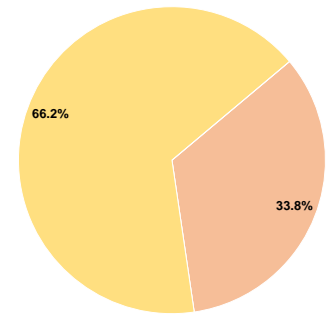
### Sources of Capital Funds Expended

Fare Revenues	\$0	0.0%
Local Funds	\$490	33.8%
State Funds	\$0	0.0%
Federal Assistance	\$960	66.2%
Other Funds	\$0	0.0%
<b>Total Capital Funds Expended</b>	<b>\$1,450</b>	<b>100.0%</b>

### Operating Funding Sources



### Capital Funding Sources



## Modal Characteristics

### Operation Characteristics

#### Vehicles Operated at Maximum Service

Mode	Directly Operated	Purchased Transportation	Operating Expenses	Fare Revenues	Uses of Capital Funds	Annual Unlinked Trips	Annual Vehicle Revenue Miles	Annual Vehicle Revenue Hours
Demand Response	22	-	\$1,057,041	\$58,627	\$1,450	40,847	440,591	20,847
<b>Total</b>	<b>22</b>	<b>-</b>	<b>\$1,057,041</b>	<b>\$58,627</b>	<b>\$1,450</b>	<b>40,847</b>	<b>440,591</b>	<b>20,847</b>

### Performance Measures

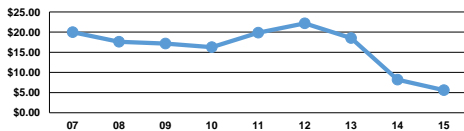
#### Service Efficiency

Mode	Operating Expenses per Vehicle Revenue Mile	Operating Expenses per Vehicle Revenue Hour
Demand Response	\$2.40	\$50.70
<b>Total</b>	<b>\$2.40</b>	<b>\$50.70</b>

#### Service Effectiveness

Mode	Operating Expenses per Unlinked Passenger Trip	Unlinked Trips per Vehicle Revenue Mile	Unlinked Trips per Vehicle Revenue Hour
Demand Response	\$25.88	0.1	2.0
<b>Total</b>	<b>\$25.88</b>	<b>0.1</b>	<b>2.0</b>

Operating Expense per Vehicle Revenue Mile: Agency Total



Unlinked Passenger Trips per Vehicle Revenue Mile: Agency Total

