

General Information

Service Consumption

34,839 Annual Unlinked Trips (UPT)

Service Supplied

133,575 Annual Vehicle Revenue Miles (VRM)
 10,115 Annual Vehicle Revenue Hours (VRH)

Summary of Operating Expenses (OE)

\$271,919 Total Operating Expenses

Database Information

NTDID: 5R06-50239
 Reporter Type: Rural General Public Transit

Financial Information

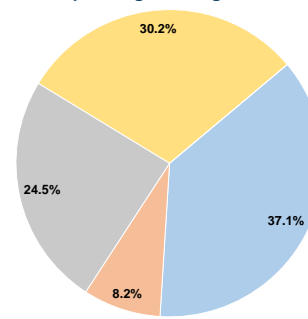
Sources of Operating Funds Expended

Fare Revenues	\$100,901	37.1%
Local Funds	\$22,287	8.2%
State Funds	\$66,669	24.5%
Federal Assistance	\$82,062	30.2%
Other Funds	\$0	0.0%
Total Operating Funds Expended	\$271,919	100.0%

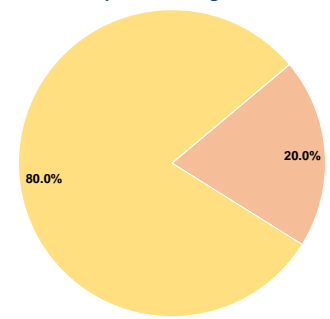
Sources of Capital Funds Expended

Fare Revenues	\$0	0.0%
Local Funds	\$6,437	20.0%
State Funds	\$0	0.0%
Federal Assistance	\$25,748	80.0%
Other Funds	\$0	0.0%
Total Capital Funds Expended	\$32,185	100.0%

Operating Funding Sources



Capital Funding Sources



Modal Characteristics

Operation Characteristics

Vehicles Operated at Maximum Service

Mode	Directly Operated	Purchased Transportation	Operating Expenses	Fare Revenues
Demand Response - Taxi	-	3	\$271,919	\$100,901
Total	-	3	\$271,919	\$100,901

Uses of Capital Funds	Annual Unlinked Trips
\$32,185	34,839
\$32,185	34,839

Annual Vehicle Revenue Miles	Annual Vehicle Revenue Hours
133,575	10,115
133,575	10,115

Performance Measures

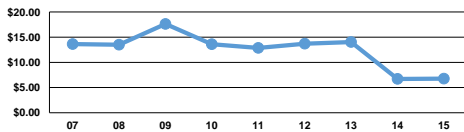
Service Efficiency

Mode	Operating Expenses per Vehicle Revenue Mile	Operating Expenses per Vehicle Revenue Hour
Demand Response - Taxi	\$2.04	\$26.88
Total	\$2.04	\$26.88

Service Effectiveness

Mode	Operating Expenses per Unlinked Passenger Trip	Unlinked Trips per Vehicle Revenue Mile	Unlinked Trips per Vehicle Revenue Hour
Demand Response - Taxi	\$7.81	0.3	3.4
Total	\$7.81	0.3	3.4

Operating Expense per Vehicle Revenue Mile: Agency Total



Unlinked Passenger Trips per Vehicle Revenue Mile: Agency Total

