

General Information

Service Consumption

33,754 Annual Unlinked Trips (UPT)

Service Supplied

97,659 Annual Vehicle Revenue Miles (VRM)
 8,488 Annual Vehicle Revenue Hours (VRH)

Summary of Operating Expenses (OE)

\$262,137 Total Operating Expenses

Database Information

NTDID: 5R06-50303
 Reporter Type: Rural General Public Transit

Financial Information

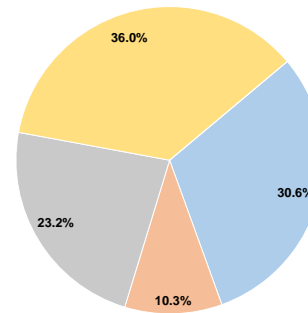
Sources of Operating Funds Expended

Fare Revenues	\$80,164	30.6%
Local Funds	\$26,871	10.3%
State Funds	\$60,778	23.2%
Federal Assistance	\$94,324	36.0%
Other Funds	\$0	0.0%
Total Operating Funds Expended	\$262,137	100.0%

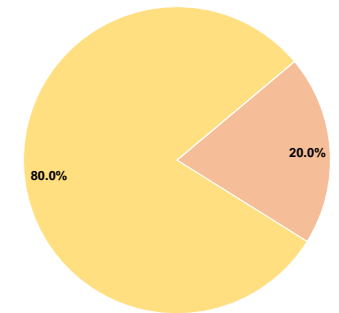
Sources of Capital Funds Expended

Fare Revenues	\$0	0.0%
Local Funds	\$7,365	20.0%
State Funds	\$0	0.0%
Federal Assistance	\$29,459	80.0%
Other Funds	\$0	0.0%
Total Capital Funds Expended	\$36,824	100.0%

Operating Funding Sources



Capital Funding Sources



Modal Characteristics

Operation Characteristics

Vehicles Operated at Maximum Service

Mode	Directly Operated	Purchased Transportation	Operating Expenses	Fare Revenues	Uses of Capital Funds	Annual Unlinked Trips	Annual Vehicle Revenue Miles	Annual Vehicle Revenue Hours
Demand Response - Taxi	-	3	\$262,137	\$80,164	\$36,824	33,754	97,659	8,488
Total	-	3	\$262,137	\$80,164	\$36,824	33,754	97,659	8,488

Performance Measures

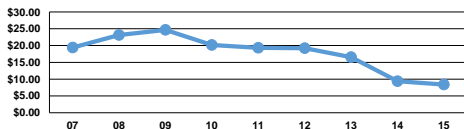
Service Efficiency

Mode	Operating Expenses per Vehicle Revenue Mile	Operating Expenses per Vehicle Revenue Hour
Demand Response - Taxi	\$2.68	\$30.88
Total	\$2.68	\$30.88

Service Effectiveness

Mode	Operating Expenses per Unlinked Passenger Trip	Unlinked Trips per Vehicle Revenue Mile	Unlinked Trips per Vehicle Revenue Hour
Demand Response - Taxi	\$7.77	0.3	4.0
Total	\$7.77	0.3	4.0

Operating Expense per Vehicle Revenue Mile: Agency Total



Unlinked Passenger Trips per Vehicle Revenue Mile: Agency Total

