http://www.ci.rhinelander.wi.gov
135 South Stevens Street
Rhinelander, WI 54501

City of Rhinelander

2015 Annual Agency Profile

Transit Section Lead Worker: Mr. Chad Reuter
608-267-7345

General Information

Service Consumption

82,360 **Annual Unlinked Trips (UPT)**

Service Supplied

329,708 **Annual Vehicle Revenue Miles (VRM)**
27,744 **Annual Vehicle Revenue Hours (VRH)**

Summary of Operating Expenses (OE)

$640,727 **Total Operating Expenses**

Database Information

NTDID: 5R06-50500
Reporter Type: Rural General Public Transit

Financial Information

Sources of Operating Funds Expended

Fare Revenues	$334,952	52.3%
Local Funds	$0	0.0%
State Funds	$96,240	15.0%
Federal Assistance	$209,535	32.7%
Other Funds	$0	0.0%
Total Operating Funds Expended	**$640,727**	100.0%

Sources of Capital Funds Expended

Fare Revenues	$0
Local Funds	$0
State Funds	$0
Federal Assistance	$0
Other Funds	$0
Total Capital Funds Expended	**$0**

Operating Funding Sources

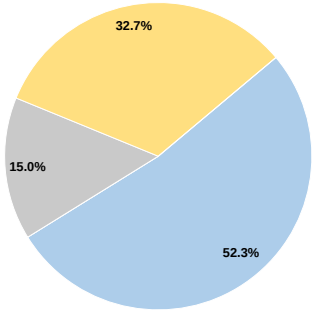

Modal Characteristics

Operation Characteristics

Mode	Vehicles Operated at Maximum Service: Directly Operated	Vehicles Operated at Maximum Service: Purchased Transportation	Operating Expenses	Fare Revenues	Uses of Capital Funds	Annual Unlinked Trips	Annual Vehicle Revenue Miles	Annual Vehicle Revenue Hours
Demand Response - Taxi	-	5	$640,727	$334,952	$0	82,360	329,708	27,744
Total	**-**	**5**	**$640,727**	**$334,952**	**$0**	**82,360**	**329,708**	**27,744**

Performance Measures

Service Efficiency

Mode	Operating Expenses per Vehicle Revenue Mile	Operating Expenses per Vehicle Revenue Hour
Demand Response - Taxi	$1.94	$23.09
Total	**$1.94**	**$23.09**

Service Effectiveness

Mode	Operating Expenses per Unlinked Passenger Trip	Unlinked Trips per Vehicle Revenue Mile	Unlinked Trips per Vehicle Revenue Hour
Demand Response - Taxi	$7.78	0.2	3.0
Total	**$7.78**	**0.2**	**3.0**

Operating Expense per Vehicle Revenue Mile: Agency Total

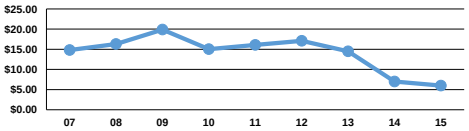
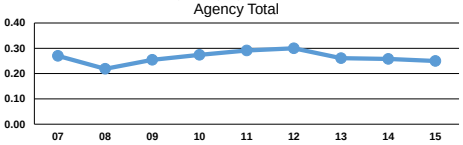
Unlinked Passenger Trips per Vehicle Revenue Mile: Agency Total