http://www.ci.merrill.wi.us
1004 East First Street
Merrill, WI 54452

City of Merrill

2015 Annual Agency Profile

Transit Section Lead Worker: Mr. Chad Reuter
608-267-7345

General Information

Service Consumption

69,768 **Annual Unlinked Trips (UPT)**

Service Supplied

62,775 **Annual Vehicle Revenue Miles (VRM)**
7,426 **Annual Vehicle Revenue Hours (VRH)**

Summary of Operating Expenses (OE)

$504,620 **Total Operating Expenses**

Database Information

NTDID: 5R06-50505
Reporter Type: Rural General Public Transit

Financial Information

Sources of Operating Funds Expended

Fare Revenues	$79,709	15.8%
Local Funds	$128,481	25.5%
State Funds	$85,091	16.9%
Federal Assistance	$211,339	41.9%
Other Funds	$0	0.0%
Total Operating Funds Expended	**$504,620**	100.0%

Sources of Capital Funds Expended

Fare Revenues	$0
Local Funds	$0
State Funds	$0
Federal Assistance	$0
Other Funds	$0
Total Capital Funds Expended	**$0**

Operating Funding Sources

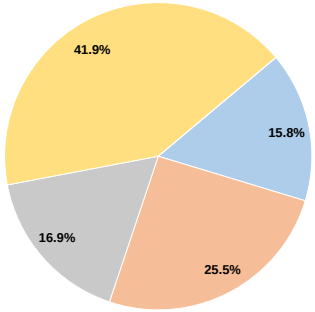

Modal Characteristics

Operation Characteristics

Mode	Vehicles Operated at Maximum Service: Directly Operated	Vehicles Operated at Maximum Service: Purchased Transportation	Operating Expenses	Fare Revenues	Uses of Capital Funds	Annual Unlinked Trips	Annual Vehicle Revenue Miles	Annual Vehicle Revenue Hours
Bus	3	-	$504,620	$79,709	$0	69,768	62,775	7,426
Total	**3**	**-**	**$504,620**	**$79,709**	**$0**	**69,768**	**62,775**	**7,426**

Performance Measures

Service Efficiency

Mode	Operating Expenses per Vehicle Revenue Mile	Operating Expenses per Vehicle Revenue Hour
Bus	$8.04	$67.95
Total	**$8.04**	**$67.95**

Service Effectiveness

Mode	Operating Expenses per Unlinked Passenger Trip	Unlinked Trips per Vehicle Revenue Mile	Unlinked Trips per Vehicle Revenue Hour
Bus	$7.23	1.1	9.4
Total	**$7.23**	**1.1**	**9.4**

Operating Expense per Vehicle Revenue Mile: Agency Total

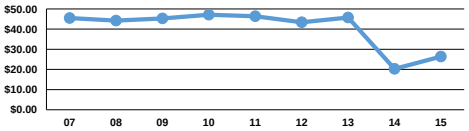
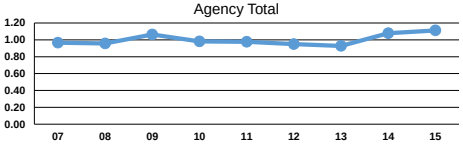
Unlinked Passenger Trips per Vehicle Revenue Mile: Agency Total