

**General Information**

**Service Consumption**

77,578 Annual Unlinked Trips (UPT)

**Service Supplied**

709,160 Annual Vehicle Revenue Miles (VRM)  
 37,022 Annual Vehicle Revenue Hours (VRH)

**Summary of Operating Expenses (OE)**

\$1,612,093 Total Operating Expenses

**Database Information**

NTDID: 5R06-50507  
 Reporter Type: Rural General Public Transit

**Financial Information**

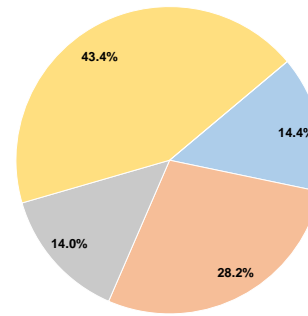
**Sources of Operating Funds Expended**

Fare Revenues	\$231,847	14.4%
Local Funds	\$454,960	28.2%
State Funds	\$226,044	14.0%
Federal Assistance	\$699,242	43.4%
Other Funds	\$0	0.0%
<b>Total Operating Funds Expended</b>	<b>\$1,612,093</b>	<b>100.0%</b>

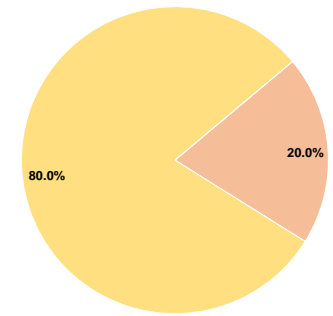
**Sources of Capital Funds Expended**

Fare Revenues	\$0	0.0%
Local Funds	\$2,218	20.0%
State Funds	\$0	0.0%
Federal Assistance	\$8,873	80.0%
Other Funds	\$0	0.0%
<b>Total Capital Funds Expended</b>	<b>\$11,091</b>	<b>100.0%</b>

**Operating Funding Sources**



**Capital Funding Sources**



**Modal Characteristics**

**Operation Characteristics**

**Vehicles Operated at Maximum Service**

Mode	Directly Operated	Purchased Transportation	Operating Expenses	Fare Revenues	Uses of Capital Funds	Annual Unlinked Trips	Annual Vehicle Revenue Miles	Annual Vehicle Revenue Hours
Bus	16	-	\$1,612,093	\$231,847	\$11,091	77,578	709,160	37,022
<b>Total</b>	<b>16</b>	<b>-</b>	<b>\$1,612,093</b>	<b>\$231,847</b>	<b>\$11,091</b>	<b>77,578</b>	<b>709,160</b>	<b>37,022</b>

**Performance Measures**

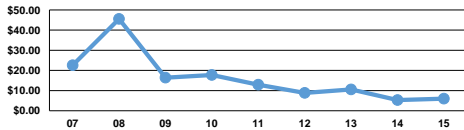
**Service Efficiency**

Mode	Operating Expenses per Vehicle Revenue Mile	Operating Expenses per Vehicle Revenue Hour
Bus	\$2.27	\$43.54
<b>Total</b>	<b>\$2.27</b>	<b>\$43.54</b>

**Service Effectiveness**

Mode	Operating Expenses per Unlinked Passenger Trip	Unlinked Trips per Vehicle Revenue Mile	Unlinked Trips per Vehicle Revenue Hour
Bus	\$20.78	0.1	2.1
<b>Total</b>	<b>\$20.78</b>	<b>0.1</b>	<b>2.1</b>

Operating Expense per Vehicle Revenue Mile: Agency Total



Unlinked Passenger Trips per Vehicle Revenue Mile: Agency Total

