

General Information

Service Consumption

21,431 Annual Unlinked Trips (UPT)

Service Supplied

73,074 Annual Vehicle Revenue Miles (VRM)
 8,494 Annual Vehicle Revenue Hours (VRH)

Summary of Operating Expenses (OE)

\$214,076 Total Operating Expenses

Database Information

NTDID: 5R06-50513
 Reporter Type: Rural General Public Transit

Financial Information

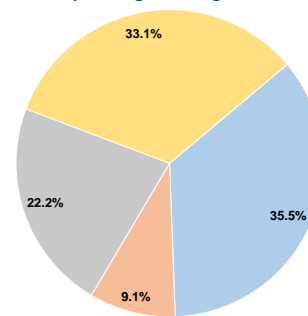
Sources of Operating Funds Expended

Fare Revenues	\$76,048	35.5%
Local Funds	\$19,484	9.1%
State Funds	\$47,616	22.2%
Federal Assistance	\$70,928	33.1%
Other Funds	\$0	0.0%
Total Operating Funds Expended	\$214,076	100.0%

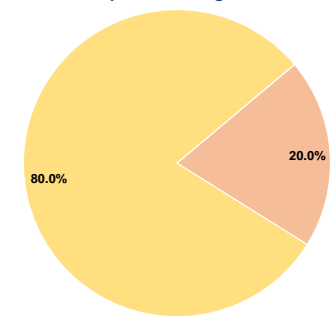
Sources of Capital Funds Expended

Fare Revenues	\$0	0.0%
Local Funds	\$6,903	20.0%
State Funds	\$0	0.0%
Federal Assistance	\$27,614	80.0%
Other Funds	\$0	0.0%
Total Capital Funds Expended	\$34,517	100.0%

Operating Funding Sources



Capital Funding Sources



Modal Characteristics

Operation Characteristics

Vehicles Operated at Maximum Service

Mode	Directly Operated	Purchased Transportation	Operating Expenses	Fare Revenues	Uses of Capital Funds	Annual Unlinked Trips	Annual Vehicle Revenue Miles	Annual Vehicle Revenue Hours
Demand Response - Taxi	-	2	\$214,076	\$76,048	\$34,517	21,431	73,074	8,494
Total	-	2	\$214,076	\$76,048	\$34,517	21,431	73,074	8,494

Performance Measures

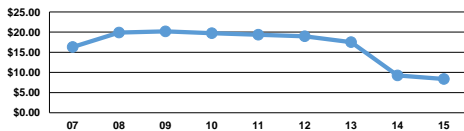
Service Efficiency

Mode	Operating Expenses per Vehicle Revenue Mile	Operating Expenses per Vehicle Revenue Hour
Demand Response - Taxi	\$2.93	\$25.20
Total	\$2.93	\$25.20

Service Effectiveness

Mode	Operating Expenses per Unlinked Passenger Trip	Unlinked Trips per Vehicle Revenue Mile	Unlinked Trips per Vehicle Revenue Hour
Demand Response - Taxi	\$9.99	0.3	2.5
Total	\$9.99	0.3	2.5

Operating Expense per Vehicle Revenue Mile: Agency Total



Unlinked Passenger Trips per Vehicle Revenue Mile: Agency Total

