

General Information

Urbanized Area (UZA) Statistics - 2010 Census

182 Amarillo, TX
 81 Square Miles
 196,651 Population
 182 Pop. Rank out of 498 UZAs

Service Area Statistics

74 Square Miles
 190,695 Population

Service Consumption

367,523 Annual Unlinked Trips (UPT)

Service Supplied

849,755 Annual Vehicle Revenue Miles (VRM)
 57,445 Annual Vehicle Revenue Hours (VRH)

Database Information

NTDID: 60001

Reporter Type: Reduced Reporter

Financial Information

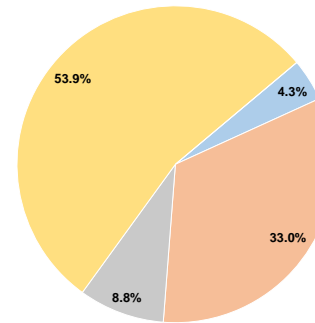
Sources of Operating Funds Expended

Fare Revenues	\$194,725	4.3%
Local Funds	\$1,494,264	33.0%
State Funds	\$396,680	8.8%
Federal Assistance	\$2,438,061	53.9%
Other Funds	\$0	0.0%
Total Operating Funds Expended	\$4,523,730	100.0%

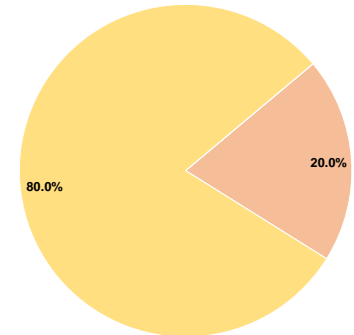
Sources of Capital Funds Expended

Fare Revenues	\$0	0.0%
Local Funds	\$15,037	20.0%
State Funds	\$0	0.0%
Federal Assistance	\$60,150	80.0%
Other Funds	\$0	0.0%
Total Capital Funds Expended	\$75,187	100.0%

Operating Funding Sources



Capital Funding Sources



Modal Characteristics

Operation Characteristics

Vehicles Operated at Maximum Service

Mode	Directly Operated	Purchased Transportation	Operating Expenses	Fare Revenues	Uses of Capital Funds	Annual Unlinked Trips	Annual Vehicle Revenue Miles	Annual Vehicle Revenue Hours	Average Fleet Age in Years ¹
Bus	12	-	\$3,085,852	\$127,456	\$75,187	332,206	586,212	38,706	6.7
Demand Response	8	-	\$1,437,878	\$67,269	\$0	35,317	263,543	18,739	5.3
Total	20	-	\$4,523,730	\$194,725	\$75,187	367,523	849,755	57,445	

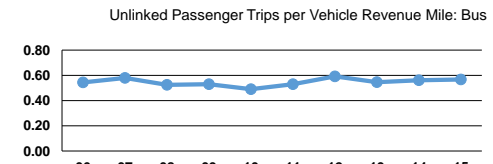
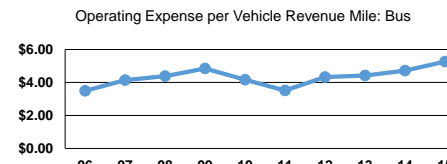
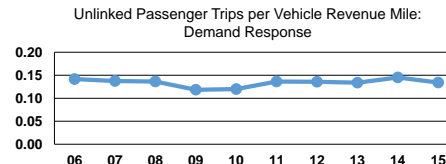
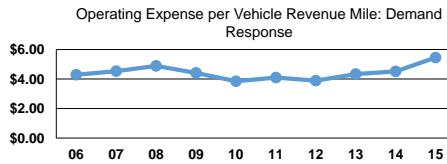
Performance Measures

Service Efficiency

Mode	Operating Expenses per Vehicle Revenue Mile	Operating Expenses per Vehicle Revenue Hour
Bus	\$5.26	\$79.73
Demand Response	\$5.46	\$76.73
Total	\$5.32	\$78.75

Service Effectiveness

Mode	Operating Expenses per Unlinked Passenger Trip	Unlinked Trips per Vehicle Revenue Mile	Unlinked Trips per Vehicle Revenue Hour
Bus	\$9.29	0.6	8.6
Demand Response	\$40.71	0.1	1.9
Total	\$12.31	0.4	6.4



Notes:

¹Demand Response - Taxi (DT) and non-dedicated fleets do not report fleet age data.