

Chickasaw Nation

2015 Annual Agency Profile

Director of Transportation: Ms. Angie Gilliam
580-310-6459

General Information

Federally Recognized Tribal Statistical Areas

404 Chickasaw OTSA, OK

Service Consumption

45,335 Annual Unlinked Trips (UPT)

Service Supplied

795,917 Annual Vehicle Revenue Miles (VRM)

34,897 Annual Vehicle Revenue Hours (VRH)

Database Information

NTDID: 60002

Reporter Type: Tribal Reporter

Financial Information

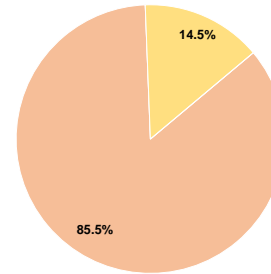
Sources of Operating Funds Expended

Fare Revenues	\$0	0.0%
Local Funds	\$1,809,989	85.5%
State Funds	\$0	0.0%
Federal Assistance	\$307,028	14.5%
Other Funds	\$0	0.0%
Total Operating Funds Expended	\$2,117,017	100.0%

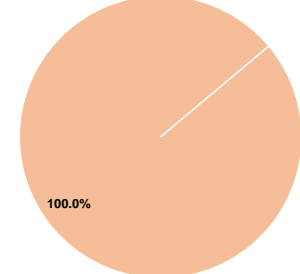
Sources of Capital Funds Expended

Fare Revenues	\$0	0.0%
Local Funds	\$92,236	100.0%
State Funds	\$0	0.0%
Federal Assistance	\$0	0.0%
Other Funds	\$0	0.0%
Total Capital Funds Expended	\$92,236	100.0%

Operating Funding Sources



Capital Funding Sources



Modal Characteristics

Operation Characteristics

Vehicles Operated at Maximum Service

Mode	Directly Operated	Purchased Transportation	Operating Expenses	Fare Revenues	Uses of Capital Funds	Annual Unlinked Trips	Annual Vehicle Revenue Miles	Annual Vehicle Revenue Hours	Average Fleet Age in Years ¹
Demand Response	28	-	\$2,072,832	\$0	\$92,236	43,656	789,410	33,888	2.3
Vanpool	2	-	\$44,185	\$0	\$0	1,679	6,507	1,009	7.0
Total	30	-	\$2,117,017	\$0	\$92,236	45,335	795,917	34,897	

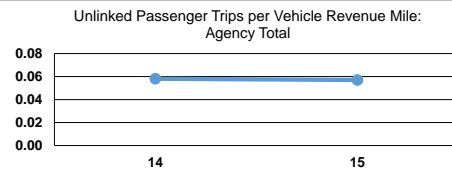
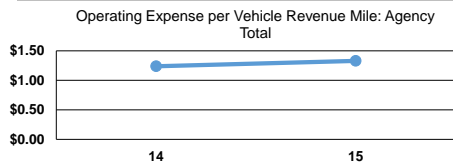
Performance Measures

Service Efficiency

Mode	Operating Expenses per Vehicle Revenue Mile	Operating Expenses per Vehicle Revenue Hour
Demand Response	\$2.63	\$61.17
Vanpool	\$6.79	\$43.79
Total	\$2.66	\$60.66

Service Effectiveness

Mode	Operating Expenses per Unlinked Passenger Trip	Unlinked Trips per Vehicle Revenue Mile	Unlinked Trips per Vehicle Revenue Hour
Demand Response	\$47.48	0.1	1.3
Vanpool	\$26.32	0.3	1.7
Total	\$46.70	0.1	1.3



Notes:

¹Demand Response - Taxi (DT) and non-dedicated fleets do not report fleet age data.