

General Information

Urbanized Area (UZA) Statistics - 2010 Census

346 Alexandria, LA
 66 Square Miles
 82,804 Population
 346 Pop. Rank out of 498 UZAs

Service Area Statistics

28 Square Miles
 62,924 Population

Service Consumption

704,356 Annual Unlinked Trips (UPT)

Service Supplied

632,307 Annual Vehicle Revenue Miles (VRM)
 40,201 Annual Vehicle Revenue Hours (VRH)

Database Information

NTDID: 60025

Reporter Type: Reduced Reporter

Financial Information

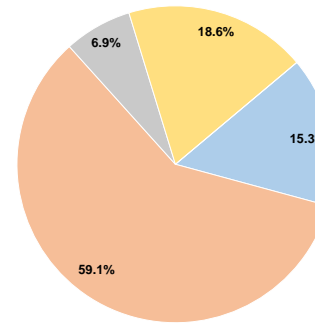
Sources of Operating Funds Expended

Fare Revenues	\$451,466	15.3%
Local Funds	\$1,740,089	59.1%
State Funds	\$203,975	6.9%
Federal Assistance	\$548,489	18.6%
Other Funds	\$0	0.0%
Total Operating Funds Expended	\$2,944,019	100.0%

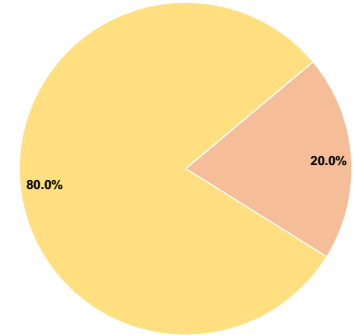
Sources of Capital Funds Expended

Fare Revenues	\$0	0.0%
Local Funds	\$81,965	20.0%
State Funds	\$0	0.0%
Federal Assistance	\$327,858	80.0%
Other Funds	\$0	0.0%
Total Capital Funds Expended	\$409,823	100.0%

Operating Funding Sources



Capital Funding Sources



Modal Characteristics

Operation Characteristics

Vehicles Operated at Maximum Service

Mode	Directly Operated	Purchased Transportation	Operating Expenses	Fare Revenues	Uses of Capital Funds	Annual Unlinked Trips	Annual Vehicle Revenue Miles	Annual Vehicle Revenue Hours	Average Fleet Age in Years ¹
Bus	8	-	\$2,503,960	\$440,237	\$405,631	688,188	546,554	34,251	5.2
Demand Response	2	-	\$440,059	\$11,229	\$4,192	16,168	85,753	5,950	5.0
Total	10	-	\$2,944,019	\$451,466	\$409,823	704,356	632,307	40,201	

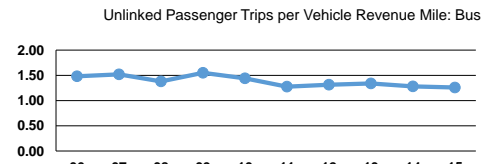
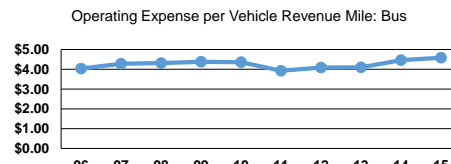
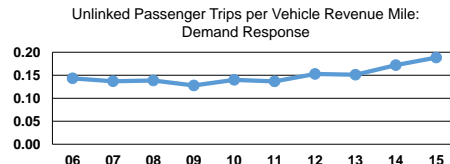
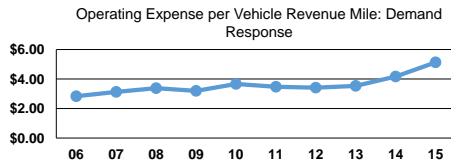
Performance Measures

Service Efficiency

Mode	Operating Expenses per Vehicle Revenue Mile	Operating Expenses per Vehicle Revenue Hour
Bus	\$4.58	\$73.11
Demand Response	\$5.13	\$73.96
Total	\$4.66	\$73.23

Service Effectiveness

Mode	Operating Expenses per Unlinked Passenger Trip	Unlinked Trips per Vehicle Revenue Mile	Unlinked Trips per Vehicle Revenue Hour
Bus	\$3.64	1.3	20.1
Demand Response	\$27.22	0.2	2.7
Total	\$4.18	1.1	17.5



Notes:

¹Demand Response - Taxi (DT) and non-dedicated fleets do not report fleet age data.