

General Information

Urbanized Area (UZA) Statistics - 2010 Census

475 Pine Bluff, AR
 37 Square Miles
 53,495 Population
 475 Pop. Rank out of 498 UZAs

Service Area Statistics

15 Square Miles
 49,083 Population

Service Consumption

70,593 Annual Unlinked Trips (UPT)

Service Supplied

242,215 Annual Vehicle Revenue Miles (VRM)
 15,060 Annual Vehicle Revenue Hours (VRH)

Database Information

NTDID: 60034

Reporter Type: Reduced Reporter

Financial Information

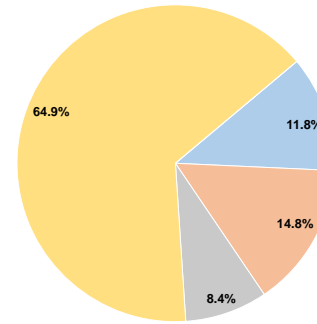
Sources of Operating Funds Expended

Fare Revenues	\$167,879	11.8%
Local Funds	\$209,781	14.8%
State Funds	\$119,590	8.4%
Federal Assistance	\$920,656	64.9%
Other Funds	\$0	0.0%
Total Operating Funds Expended	\$1,417,906	100.0%

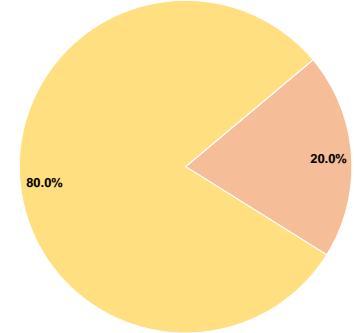
Sources of Capital Funds Expended

Fare Revenues	\$0	0.0%
Local Funds	\$52,323	20.0%
State Funds	\$0	0.0%
Federal Assistance	\$209,291	80.0%
Other Funds	\$0	0.0%
Total Capital Funds Expended	\$261,614	100.0%

Operating Funding Sources



Capital Funding Sources



Modal Characteristics

Operation Characteristics

Vehicles Operated at Maximum Service

Mode	Directly Operated	Purchased Transportation	Operating Expenses	Fare Revenues	Uses of Capital Funds	Annual Unlinked Trips	Annual Vehicle Revenue Miles	Annual Vehicle Revenue Hours	Average Fleet Age in Years ¹
Bus	7	-	\$1,355,086	\$62,821	\$62,112	67,098	213,601	12,048	2.7
Demand Response	2	-	\$62,820	\$105,058	\$199,502	3,495	28,614	3,012	4.7
Total	9	-	\$1,417,906	\$167,879	\$261,614	70,593	242,215	15,060	

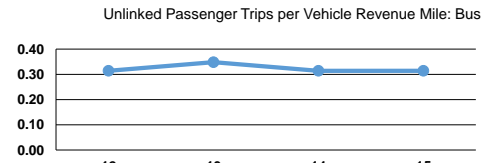
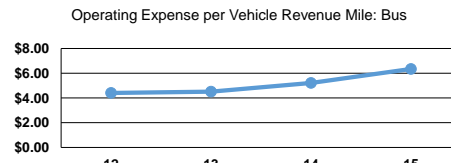
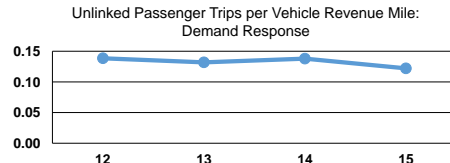
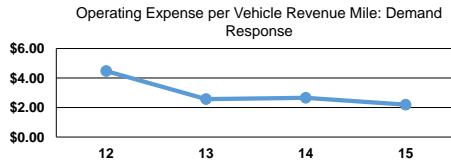
Performance Measures

Service Efficiency

Mode	Operating Expenses per Vehicle Revenue Mile	Operating Expenses per Vehicle Revenue Hour
Bus	\$6.34	\$112.47
Demand Response	\$2.20	\$20.86
Total	\$5.85	\$94.15

Service Effectiveness

Mode	Operating Expenses per Unlinked Passenger Trip	Unlinked Trips per Vehicle Revenue Mile	Unlinked Trips per Vehicle Revenue Hour
Bus	\$20.20	0.3	5.6
Demand Response	\$17.97	0.1	1.2
Total	\$20.09	0.3	4.7



Notes:

¹Demand Response - Taxi (DT) and non-dedicated fleets do not report fleet age data.