

General Information

Urbanized Area (UZA) Statistics - 2010 Census

129 Fayetteville-Springdale-Rogers, AR-MO
 188 **Square Miles**
 295,083 **Population**
 129 **Pop. Rank out of 498 UZAs**

Service Area Statistics

18 **Square Miles**
 80,621 **Population**

Service Consumption

2,005,266 **Annual Unlinked Trips (UPT)**

Service Supplied

517,571 **Annual Vehicle Revenue Miles (VRM)**
 51,239 **Annual Vehicle Revenue Hours (VRH)**

Database Information

NTDID: 60062

Reporter Type: Reduced Reporter

Financial Information

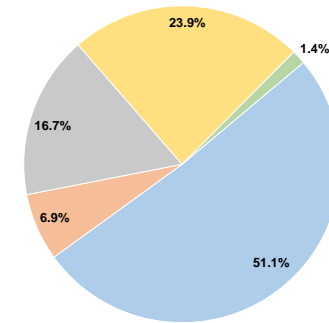
Sources of Operating Funds Expended

Fare Revenues	\$1,379,613	51.1%
Local Funds	\$186,226	6.9%
State Funds	\$449,844	16.7%
Federal Assistance	\$643,930	23.9%
Other Funds	\$38,580	1.4%
Total Operating Funds Expended	\$2,698,193	100.0%

Sources of Capital Funds Expended

Fare Revenues	\$0
Local Funds	\$0
State Funds	\$0
Federal Assistance	\$0
Other Funds	\$0
Total Capital Funds Expended	\$0

Operating Funding Sources



Modal Characteristics

Operation Characteristics

Vehicles Operated at Maximum Service

Mode	Directly Operated	Purchased Transportation	Operating Expenses	Fare Revenues	Uses of Capital Funds	Annual Unlinked Trips	Annual Vehicle Revenue Miles	Annual Vehicle Revenue Hours	Average Fleet Age in Years ¹
Bus	19	-	\$2,239,500	\$1,370,812	\$0	1,996,376	464,199	43,934	10.1
Demand Response	4	-	\$458,693	\$8,801	\$0	8,890	53,372	7,305	4.8
Total	23	-	\$2,698,193	\$1,379,613	\$0	2,005,266	517,571	51,239	

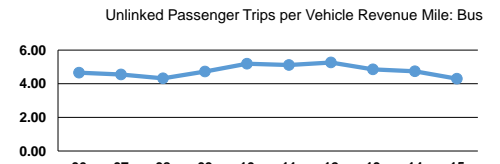
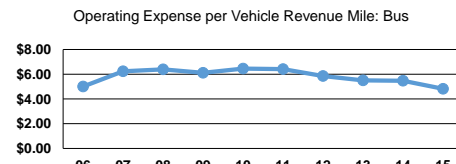
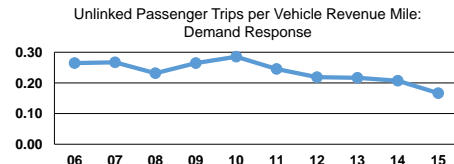
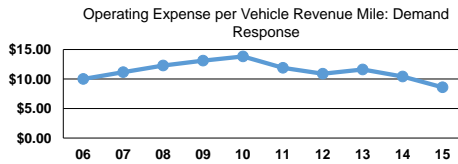
Performance Measures

Service Efficiency

Mode	Operating Expenses per Vehicle Revenue Mile	Operating Expenses per Vehicle Revenue Hour
Bus	\$4.82	\$50.97
Demand Response	\$8.59	\$62.79
Total	\$5.21	\$52.66

Service Effectiveness

Mode	Operating Expenses per Unlinked Passenger Trip	Unlinked Trips per Vehicle Revenue Mile	Unlinked Trips per Vehicle Revenue Hour
Bus	\$1.12	4.3	45.4
Demand Response	\$51.60	0.2	1.2
Total	\$1.35	3.9	39.1



Notes:

¹Demand Response - Taxi (DT) and non-dedicated fleets do not report fleet age data.