

General Information

Urbanized Area (UZA) Statistics - 2010 Census

257 Fort Smith, AR-OK
 71 Square Miles
 122,947 Population
 257 Pop. Rank out of 498 UZAs

Service Area Statistics

65 Square Miles
 86,209 Population

Service Consumption

267,152 Annual Unlinked Trips (UPT)

Service Supplied

439,287 Annual Vehicle Revenue Miles (VRM)
 29,399 Annual Vehicle Revenue Hours (VRH)

Database Information

NTDID: 60086

Reporter Type: Reduced Reporter

Financial Information

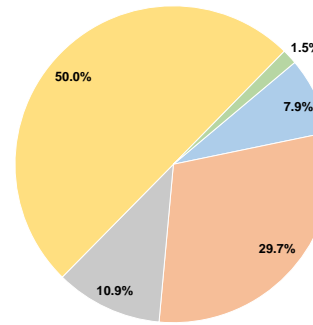
Sources of Operating Funds Expended

Fare Revenues	\$169,106	7.9%
Local Funds	\$638,159	29.7%
State Funds	\$234,955	10.9%
Federal Assistance	\$1,074,043	50.0%
Other Funds	\$33,064	1.5%
Total Operating Funds Expended	\$2,149,327	100.0%

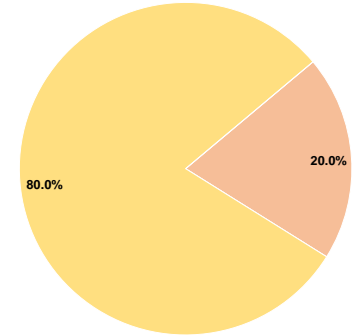
Sources of Capital Funds Expended

Fare Revenues	\$0	0.0%
Local Funds	\$36,863	20.0%
State Funds	\$0	0.0%
Federal Assistance	\$147,450	80.0%
Other Funds	\$0	0.0%
Total Capital Funds Expended	\$184,313	100.0%

Operating Funding Sources



Capital Funding Sources



Modal Characteristics

Operation Characteristics

Vehicles Operated at Maximum Service

Mode	Directly Operated	Purchased Transportation	Operating Expenses	Fare Revenues	Uses of Capital Funds	Annual Unlinked Trips	Annual Vehicle Revenue Miles	Annual Vehicle Revenue Hours	Average Fleet Age in Years ¹
Bus	7	-	\$1,418,556	\$122,849	\$150,474	243,407	291,431	20,868	5.6
Demand Response	4	-	\$730,771	\$46,257	\$33,839	23,745	147,856	8,531	2.8
Total	11	-	\$2,149,327	\$169,106	\$184,313	267,152	439,287	29,399	

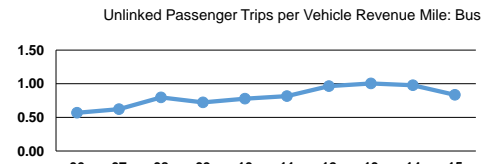
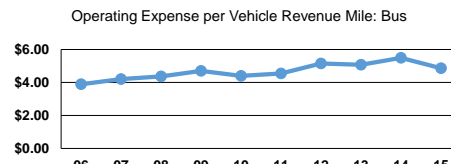
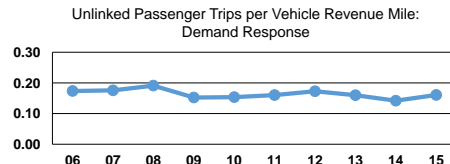
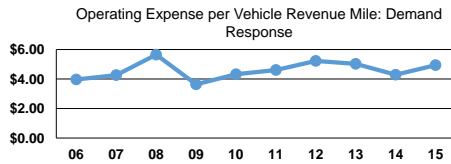
Performance Measures

Service Efficiency

Mode	Operating Expenses per Vehicle Revenue Mile	Operating Expenses per Vehicle Revenue Hour
Bus	\$4.87	\$67.98
Demand Response	\$4.94	\$85.66
Total	\$4.89	\$73.11

Service Effectiveness

Mode	Operating Expenses per Unlinked Passenger Trip	Unlinked Trips per Vehicle Revenue Mile	Unlinked Trips per Vehicle Revenue Hour
Bus	\$5.83	0.8	11.7
Demand Response	\$30.78	0.2	2.8
Total	\$8.05	0.6	9.1



Notes:

¹Demand Response - Taxi (DT) and non-dedicated fleets do not report fleet age data.