

General Information

Urbanized Area (UZA) Statistics - 2010 Census

57 McAllen, TX
 358 Square Miles
 728,825 Population
 57 Pop. Rank out of 498 UZAs

Service Area Statistics

49 Square Miles
 129,877 Population

Service Consumption

724,298 Annual Unlinked Trips (UPT)

Service Supplied

534,173 Annual Vehicle Revenue Miles (VRM)
 38,109 Annual Vehicle Revenue Hours (VRH)

Database Information

NTDID: 60099

Reporter Type: Reduced Reporter

Financial Information

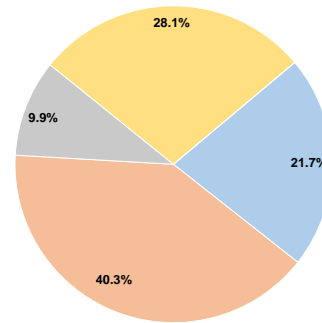
Sources of Operating Funds Expended

Fare Revenues	\$439,456	21.7%
Local Funds	\$814,742	40.3%
State Funds	\$200,000	9.9%
Federal Assistance	\$567,901	28.1%
Other Funds	\$0	0.0%
Total Operating Funds Expended	\$2,022,099	100.0%

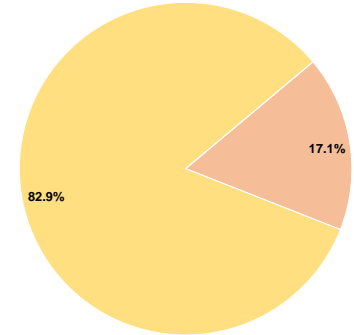
Sources of Capital Funds Expended

Fare Revenues	\$0	0.0%
Local Funds	\$575,421	17.1%
State Funds	\$0	0.0%
Federal Assistance	\$2,793,071	82.9%
Other Funds	\$0	0.0%
Total Capital Funds Expended	\$3,368,492	100.0%

Operating Funding Sources



Capital Funding Sources



Modal Characteristics

Operation Characteristics

Vehicles Operated at Maximum Service

Mode	Directly Operated	Purchased Transportation	Operating Expenses	Fare Revenues	Uses of Capital Funds	Annual Unlinked Trips	Annual Vehicle Revenue Miles	Annual Vehicle Revenue Hours	Average Fleet Age in Years ¹
Bus	8	-	\$1,819,889	\$433,025	\$3,267,692	711,422	455,924	33,514	3.0
Demand Response	3	-	\$202,210	\$6,431	\$100,800	12,876	78,249	4,595	1.8
Total	11	-	\$2,022,099	\$439,456	\$3,368,492	724,298	534,173	38,109	

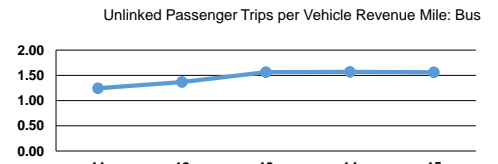
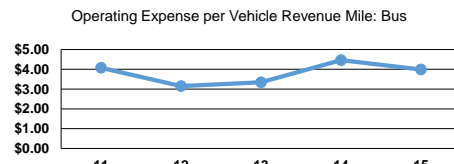
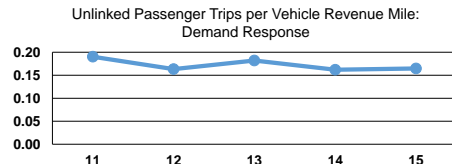
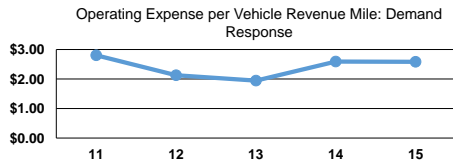
Performance Measures

Service Efficiency

Mode	Operating Expenses per Vehicle Revenue Mile	Operating Expenses per Vehicle Revenue Hour
Bus	\$3.99	\$54.30
Demand Response	\$2.58	\$44.01
Total	\$3.79	\$53.06

Service Effectiveness

Mode	Operating Expenses per Unlinked Passenger Trip	Unlinked Trips per Vehicle Revenue Mile	Unlinked Trips per Vehicle Revenue Hour
Bus	\$2.56	1.6	21.2
Demand Response	\$15.70	0.2	2.8
Total	\$2.79	1.4	19.0



Notes:

¹Demand Response - Taxi (DT) and non-dedicated fleets do not report fleet age data.