

General Information

Urbanized Area (UZA) Statistics - 2010 Census

466 Hot Springs, AR
 45 **Square Miles**
 55,121 **Population**
 466 **Pop. Rank out of 498 UZAs**

Service Area Statistics

35 **Square Miles**
 35,673 **Population**

Service Consumption

142,035 **Annual Unlinked Trips (UPT)**

Service Supplied

201,364 **Annual Vehicle Revenue Miles (VRM)**
 15,873 **Annual Vehicle Revenue Hours (VRH)**

Database Information

NTDID: 60105

Reporter Type: Reduced Reporter

Financial Information

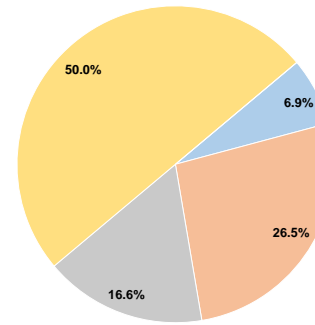
Sources of Operating Funds Expended

Fare Revenues	\$88,628	6.9%
Local Funds	\$338,214	26.5%
State Funds	\$211,372	16.6%
Federal Assistance	\$638,214	50.0%
Other Funds	\$0	0.0%
Total Operating Funds Expended	\$1,276,428	100.0%

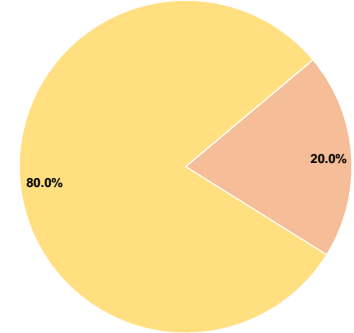
Sources of Capital Funds Expended

Fare Revenues	\$0	0.0%
Local Funds	\$19,775	20.0%
State Funds	\$0	0.0%
Federal Assistance	\$79,102	80.0%
Other Funds	\$0	0.0%
Total Capital Funds Expended	\$98,877	100.0%

Operating Funding Sources



Capital Funding Sources



Modal Characteristics

Operation Characteristics

Vehicles Operated at Maximum Service

Mode	Directly Operated	Purchased Transportation	Operating Expenses	Fare Revenues	Uses of Capital Funds	Annual Unlinked Trips	Annual Vehicle Revenue Miles	Annual Vehicle Revenue Hours	Average Fleet Age in Years ¹
Bus	3	-	\$986,953	\$79,003	\$34,502	134,361	150,094	10,272	8.2
Demand Response	3	-	\$289,475	\$9,625	\$64,375	7,674	51,270	5,601	3.8
Total	6	-	\$1,276,428	\$88,628	\$98,877	142,035	201,364	15,873	

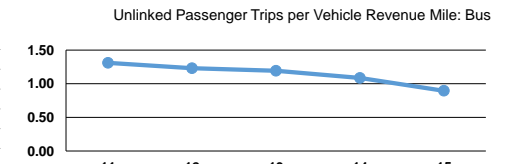
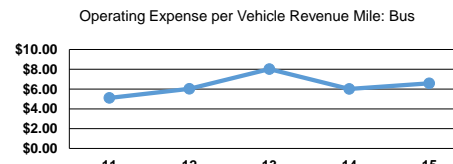
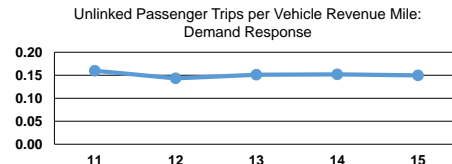
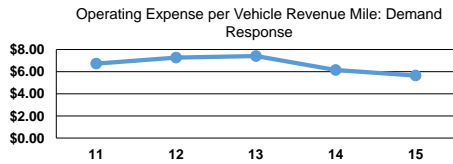
Performance Measures

Service Efficiency

Mode	Operating Expenses per Vehicle Revenue Mile	Operating Expenses per Vehicle Revenue Hour
Bus	\$6.58	\$96.08
Demand Response	\$5.65	\$51.68
Total	\$6.34	\$80.42

Service Effectiveness

Mode	Operating Expenses per Unlinked Passenger Trip	Unlinked Trips per Vehicle Revenue Mile	Unlinked Trips per Vehicle Revenue Hour
Bus	\$7.35	0.9	13.1
Demand Response	\$37.72	0.1	1.4
Total	\$8.99	0.7	8.9



Notes:

¹Demand Response - Taxi (DT) and non-dedicated fleets do not report fleet age data.