

General Information

Urbanized Area (UZA) Statistics - 2010 Census

479 San Marcos, TX
 27 **Square Miles**
 52,826 **Population**
 479 **Pop. Rank out of 498 UZAs**

Other UZAs Served

0 Texas Non-UZA

Service Area Statistics

27 **Square Miles**
 52,826 **Population**

Service Consumption

96,692 **Annual Unlinked Trips (UPT)**

Service Supplied

278,451 **Annual Vehicle Revenue Miles (VRM)**
 23,025 **Annual Vehicle Revenue Hours (VRH)**

Database Information

NTDID: 60131

Reporter Type: Reduced Reporter

Financial Information

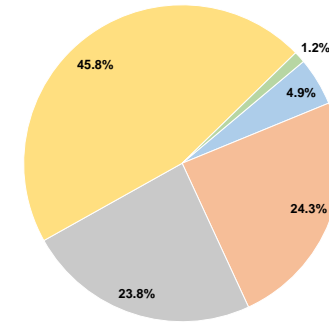
Sources of Operating Funds Expended

Fare Revenues	\$70,775	4.9%
Local Funds	\$350,000	24.3%
State Funds	\$342,241	23.8%
Federal Assistance	\$659,760	45.8%
Other Funds	\$16,880	1.2%
Total Operating Funds Expended	\$1,439,656	100.0%

Sources of Capital Funds Expended

Fare Revenues	\$0
Local Funds	\$0
State Funds	\$0
Federal Assistance	\$0
Other Funds	\$0
Total Capital Funds Expended	\$0

Operating Funding Sources



Modal Characteristics

Operation Characteristics

Vehicles Operated at Maximum Service

Mode	Directly Operated	Purchased Transportation	Operating Expenses	Fare Revenues	Uses of Capital Funds	Annual Unlinked Trips	Annual Vehicle Revenue Miles	Annual Vehicle Revenue Hours	Average Fleet Age in Years ¹
Bus	7	-	\$1,079,742	\$53,081	\$0	80,557	223,036	15,834	6.7
Demand Response	3	-	\$359,914	\$17,694	\$0	16,135	55,415	7,191	5.6
Total	10	-	\$1,439,656	\$70,775	\$0	96,692	278,451	23,025	

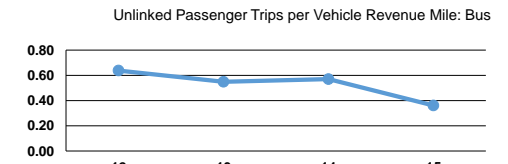
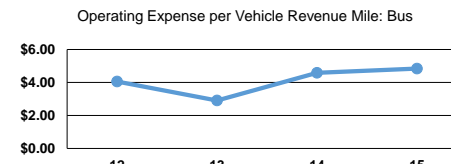
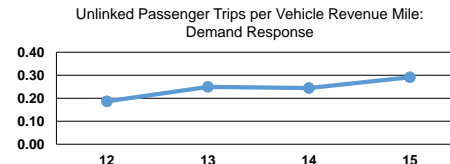
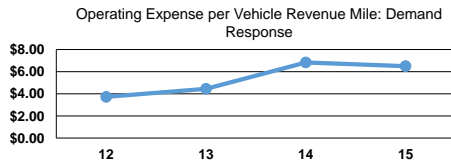
Performance Measures

Service Efficiency

Mode	Operating Expenses per Vehicle Revenue Mile	Operating Expenses per Vehicle Revenue Hour
Bus	\$4.84	\$68.19
Demand Response	\$6.49	\$50.05
Total	\$5.17	\$62.53

Service Effectiveness

Mode	Operating Expenses per Unlinked Passenger Trip	Unlinked Trips per Vehicle Revenue Mile	Unlinked Trips per Vehicle Revenue Hour
Bus	\$13.40	0.4	5.1
Demand Response	\$22.31	0.3	2.2
Total	\$14.89	0.3	4.2



Notes:

¹Demand Response - Taxi (DT) and non-dedicated fleets do not report fleet age data.