

**General Information**

**Urbanized Area (UZA) Statistics - 2010 Census**

148 Lafayette, LA  
 179 Square Miles  
 252,720 Population  
 148 Pop. Rank out of 498 UZAs

**Other UZAs Served**

49 New Orleans, LA; 126 Shreveport, LA; 0 Louisiana Non-UZA; 68 Baton Rouge, LA

**Service Area Statistics**

148 Square Miles  
 73,999 Population

**Service Consumption**

15,005 Annual Unlinked Trips (UPT)

**Service Supplied**

170,222 Annual Vehicle Revenue Miles (VRM)  
 9,595 Annual Vehicle Revenue Hours (VRH)

**Database Information**

NTDID: 60132

Reporter Type: Reduced Reporter

**Financial Information**

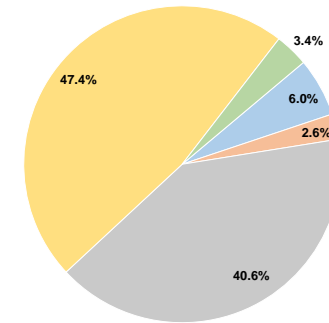
**Sources of Operating Funds Expended**

Fare Revenues	\$22,959	6.0%
Local Funds	\$10,000	2.6%
State Funds	\$156,016	40.6%
Federal Assistance	\$182,000	47.4%
Other Funds	\$13,156	3.4%
<b>Total Operating Funds Expended</b>	<b>\$384,131</b>	<b>100.0%</b>

**Sources of Capital Funds Expended**

Fare Revenues	\$0
Local Funds	\$0
State Funds	\$0
Federal Assistance	\$0
Other Funds	\$0
<b>Total Capital Funds Expended</b>	<b>\$0</b>

**Operating Funding Sources**



**Modal Characteristics**

**Operation Characteristics**

**Vehicles Operated at Maximum Service**

Mode	Directly Operated	Purchased Transportation	Operating Expenses	Fare Revenues	Uses of Capital Funds	Annual Unlinked Trips	Annual Vehicle Revenue Miles	Annual Vehicle Revenue Hours	Average Fleet Age in Years <sup>1</sup>
Demand Response	8	-	\$384,131	\$22,959	\$0	15,005	170,222	9,595	4.1
<b>Total</b>	<b>8</b>	<b>-</b>	<b>\$384,131</b>	<b>\$22,959</b>	<b>\$0</b>	<b>15,005</b>	<b>170,222</b>	<b>9,595</b>	

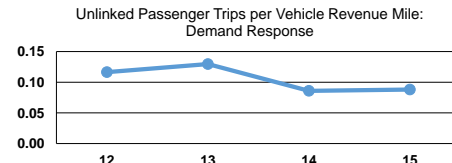
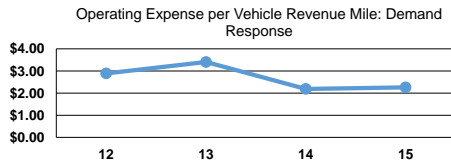
**Performance Measures**

**Service Efficiency**

Mode	Operating Expenses per Vehicle Revenue Mile	Operating Expenses per Vehicle Revenue Hour
Demand Response	\$2.26	\$40.03
<b>Total</b>	<b>\$2.26</b>	<b>\$40.03</b>

**Service Effectiveness**

Mode	Operating Expenses per Unlinked Passenger Trip	Unlinked Trips per Vehicle Revenue Mile	Unlinked Trips per Vehicle Revenue Hour
Demand Response	\$25.60	0.1	1.6
<b>Total</b>	<b>\$25.60</b>	<b>0.1</b>	<b>1.6</b>



**Notes:**

<sup>1</sup>Demand Response - Taxi (DT) and non-dedicated fleets do not report fleet age data.