

General Information

Federally Recognized Tribal Statistical Areas

402 Cherokee OTSA, OK

Service Consumption

109,133 Annual Unlinked Trips (UPT)

Service Supplied

771,425 Annual Vehicle Revenue Miles (VRM)
 42,817 Annual Vehicle Revenue Hours (VRH)

Database Information

NTDID: 66140

Reporter Type: Tribal Reporter

Financial Information

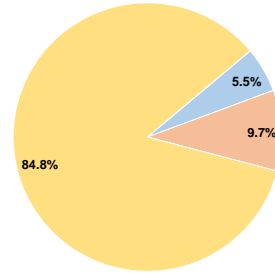
Sources of Operating Funds Expended

Fare Revenues	\$51,000	5.5%
Local Funds	\$90,877	9.7%
State Funds	\$0	0.0%
Federal Assistance	\$791,402	84.8%
Other Funds	\$0	0.0%
Total Operating Funds Expended	\$933,279	100.0%

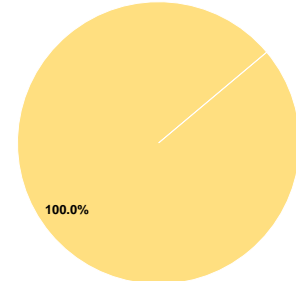
Sources of Capital Funds Expended

Fare Revenues	\$0	0.0%
Local Funds	\$0	0.0%
State Funds	\$0	0.0%
Federal Assistance	\$355,590	100.0%
Other Funds	\$0	0.0%
Total Capital Funds Expended	\$355,590	100.0%

Operating Funding Sources



Capital Funding Sources



Modal Characteristics

Operation Characteristics

Vehicles Operated at Maximum Service

Mode	Directly Operated	Purchased Transportation	Operating Expenses	Fare Revenues	Uses of Capital Funds	Annual Unlinked Trips	Annual Vehicle Revenue Miles	Annual Vehicle Revenue Hours	Average Fleet Age in Years ¹
Bus	-	1	\$46,162	\$589	\$0	1,473	10,576	748	4.0
Demand Response	-	8	\$887,117	\$50,411	\$355,590	107,660	760,849	42,069	2.3
Total	-	9	\$933,279	\$51,000	\$355,590	109,133	771,425	42,817	

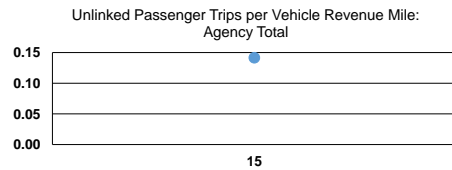
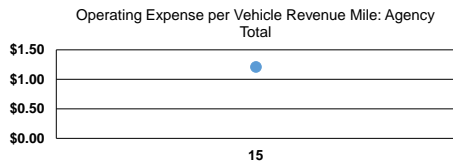
Performance Measures

Service Efficiency

Mode	Operating Expenses per Vehicle Revenue Mile	Operating Expenses per Vehicle Revenue Hour
Bus	\$4.36	\$61.71
Demand Response	\$1.17	\$21.09
Total	\$1.21	\$21.80

Service Effectiveness

Mode	Operating Expenses per Unlinked Passenger Trip	Unlinked Trips per Vehicle Revenue Mile	Unlinked Trips per Vehicle Revenue Hour
Bus	\$31.34	0.1	2.0
Demand Response	\$8.24	0.1	2.6
Total	\$8.55	0.1	2.5



Notes:

- ¹Demand Response - Taxi (DT) and non-dedicated fleets do not report fleet age data.
- *This agency has a purchased transportation relationship in which they buy service from Grand Gateway EDA/ Pelivan (NTDID: 60266), and in which the data are captured in this report for mode DR/PT.
- *This agency has a purchased transportation relationship in which they buy service from Muskogee County Public Transit Authority (NTDID: 60203), and in which the data are captured in this report for mode MB/PT.
- *This agency has a purchased transportation relationship in which they buy service from Muskogee County Public Transit Authority (NTDID: 60203), and in which the data are captured in this report for mode DR/PT.
- *This agency has a purchased transportation relationship in which they buy service from United Community Action Program, Inc. (NTDID: 60146), and in which the data are captured in this report for mode DR/PT.