

# Seminole Nation Public Transit

2015 Annual Agency Profile

## General Information

**Federally Recognized Tribal Statistical Areas**  
 426 Creek/Seminole joint-use OTSA, OK; 422 Seminole OTSA, OK

**Service Consumption**  
 28,834 Annual Unlinked Trips (UPT)

**Service Supplied**  
 284,882 Annual Vehicle Revenue Miles (VRM)  
 9,799 Annual Vehicle Revenue Hours (VRH)

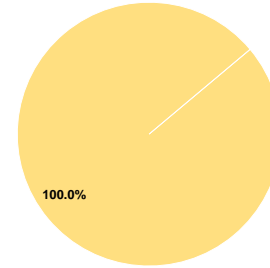
**Database Information**  
 NTDID: 66158  
 Reporter Type: Tribal Reporter

## Financial Information

<b>Sources of Operating Funds Expended</b>			
Fare Revenues	\$0	0.0%	
Local Funds	\$0	0.0%	
State Funds	\$0	0.0%	
Federal Assistance	\$462,257	100.0%	
Other Funds	\$0	0.0%	
<b>Total Operating Funds Expended</b>	<b>\$462,257</b>	<b>100.0%</b>	

<b>Sources of Capital Funds Expended</b>			
Fare Revenues	\$0		
Local Funds	\$0		
State Funds	\$0		
Federal Assistance	\$0		
Other Funds	\$0		
<b>Total Capital Funds Expended</b>	<b>\$0</b>		

## Operating Funding Sources



## Modal Characteristics

### Operation Characteristics

#### Vehicles Operated at Maximum Service

Mode	Directly Operated	Purchased Transportation	Operating Expenses	Fare Revenues	Uses of Capital Funds	Annual Unlinked Trips	Annual Vehicle Revenue Miles	Annual Vehicle Revenue Hours	Average Fleet Age in Years <sup>1</sup>
Demand Response	5	-	\$462,257	\$0	\$0	28,834	284,882	9,799	6.4
<b>Total</b>	<b>5</b>	<b>-</b>	<b>\$462,257</b>	<b>\$0</b>	<b>\$0</b>	<b>28,834</b>	<b>284,882</b>	<b>9,799</b>	

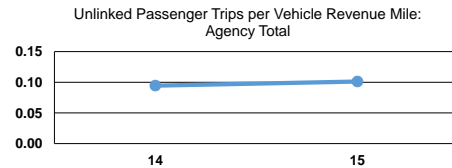
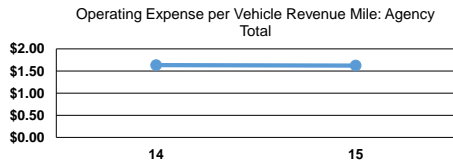
### Performance Measures

#### Service Efficiency

Mode	Operating Expenses per Vehicle Revenue Mile	Operating Expenses per Vehicle Revenue Hour
Demand Response	\$1.62	\$47.17
<b>Total</b>	<b>\$1.62</b>	<b>\$47.17</b>

#### Service Effectiveness

Mode	Operating Expenses per Unlinked Passenger Trip	Unlinked Trips per Vehicle Revenue Mile	Unlinked Trips per Vehicle Revenue Hour
Demand Response	\$16.03	0.1	2.9
<b>Total</b>	<b>\$16.03</b>	<b>0.1</b>	<b>2.9</b>



**Notes:**

<sup>1</sup>Demand Response - Taxi (DT) and non-dedicated fleets do not report fleet age data.