

General Information

Federally Recognized Tribal Statistical Areas
 407 Creek OTSA, OK

Service Consumption

55,503 Annual Unlinked Trips (UPT)

Service Supplied

358,453 Annual Vehicle Revenue Miles (VRM)
 16,239 Annual Vehicle Revenue Hours (VRH)

Database Information

NTDID: 66170
 Reporter Type: Tribal Reporter

Financial Information

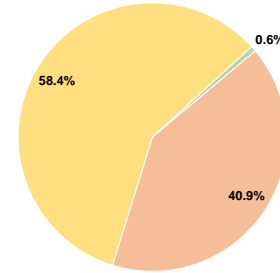
Sources of Operating Funds Expended

| | | |
|---------------------------------------|--------------------|---------------|
| Fare Revenues | \$0 | 0.0% |
| Local Funds | \$703,478 | 40.9% |
| State Funds | \$0 | 0.0% |
| Federal Assistance | \$1,004,657 | 58.4% |
| Other Funds | \$10,905 | 0.6% |
| Total Operating Funds Expended | \$1,719,040 | 100.0% |

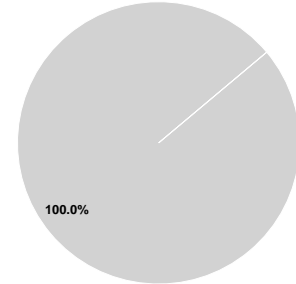
Sources of Capital Funds Expended

| | | |
|-------------------------------------|-----------------|---------------|
| Fare Revenues | \$0 | 0.0% |
| Local Funds | \$0 | 0.0% |
| State Funds | \$46,172 | 100.0% |
| Federal Assistance | \$0 | 0.0% |
| Other Funds | \$0 | 0.0% |
| Total Capital Funds Expended | \$46,172 | 100.0% |

Operating Funding Sources



Capital Funding Sources



Modal Characteristics

Operation Characteristics

Vehicles Operated at Maximum Service

| Mode | Directly Operated | Purchased Transportation | Operating Expenses | Fare Revenues | Uses of Capital Funds | Annual Unlinked Trips | Annual Vehicle Revenue Miles | Annual Vehicle Revenue Hours | Average Fleet Age in Years ¹ |
|-----------------|-------------------|--------------------------|--------------------|---------------|-----------------------|-----------------------|------------------------------|------------------------------|---|
| Demand Response | 26 | - | \$1,285,196 | \$0 | \$46,172 | 55,503 | 358,453 | 16,239 | 3.6 |
| Total | 26 | - | \$1,285,196 | \$0 | \$46,172 | 55,503 | 358,453 | 16,239 | |

Performance Measures

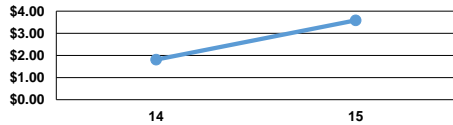
Service Efficiency

| Mode | Operating Expenses per Vehicle Revenue Mile | Operating Expenses per Vehicle Revenue Hour |
|-----------------|---|---|
| Demand Response | \$3.59 | \$79.14 |
| Total | \$3.59 | \$79.14 |

Service Effectiveness

| Mode | Operating Expenses per Unlinked Passenger Trip | Unlinked Trips per Vehicle Revenue Mile | Unlinked Trips per Vehicle Revenue Hour |
|-----------------|--|---|---|
| Demand Response | \$23.16 | 0.2 | 3.4 |
| Total | \$23.16 | 0.2 | 3.4 |

Operating Expense per Vehicle Revenue Mile: Agency Total



Unlinked Passenger Trips per Vehicle Revenue Mile: Agency Total



Notes:

¹Demand Response - Taxi (DT) and non-dedicated fleets do not report fleet age data.

*This agency has a purchased transportation relationship in which they buy service from KI BOIS Community Action Foundation, Inc. (NTDID: 60172), and in which the data are captured in another report for mode DR/PT.