

# North Arkansas Transportation Service

2015 Annual Agency Profile

PT Administrator: Mr. Donny McMillen  
501-569-2474

## General Information

### Service Consumption

137,980 Annual Unlinked Trips (UPT)

### Service Supplied

749,357 Annual Vehicle Revenue Miles (VRM)

86,200 Annual Vehicle Revenue Hours (VRH)

### Summary of Operating Expenses (OE)

\$1,365,336 Total Operating Expenses

### Database Information

NTDID: 6R01-60189

Reporter Type: Rural General Public Transit

## Financial Information

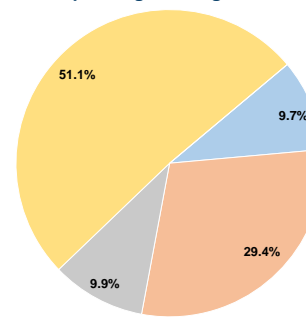
### Sources of Operating Funds Expended

Fare Revenues	\$132,161	9.7%
Local Funds	\$400,839	29.4%
State Funds	\$135,320	9.9%
Federal Assistance	\$697,016	51.1%
Other Funds	\$0	0.0%
<b>Total Operating Funds Expended</b>	<b>\$1,365,336</b>	<b>100.0%</b>

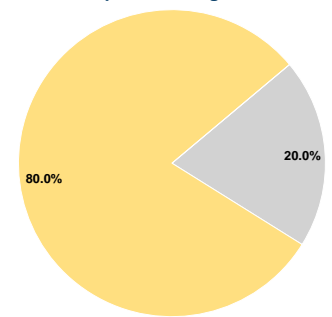
### Sources of Capital Funds Expended

Fare Revenues	\$0	0.0%
Local Funds	\$0	0.0%
State Funds	\$1,126	20.0%
Federal Assistance	\$4,504	80.0%
Other Funds	\$0	0.0%
<b>Total Capital Funds Expended</b>	<b>\$5,630</b>	<b>100.0%</b>

### Operating Funding Sources



### Capital Funding Sources



## Modal Characteristics

### Operation Characteristics

#### Vehicles Operated at Maximum Service

Mode	Directly Operated	Purchased Transportation	Operating Expenses	Fare Revenues	Uses of Capital Funds	Annual Unlinked Trips	Annual Vehicle Revenue Miles	Annual Vehicle Revenue Hours
Bus	3	-	\$276,067	\$26,433	\$0	12,427	78,009	7,310
Demand Response	45	-	\$1,089,269	\$105,728	\$5,630	125,553	671,348	78,890
<b>Total</b>	<b>48</b>	<b>-</b>	<b>\$1,365,336</b>	<b>\$132,161</b>	<b>\$5,630</b>	<b>137,980</b>	<b>749,357</b>	<b>86,200</b>

### Performance Measures

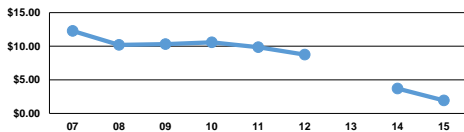
#### Service Efficiency

Mode	Operating Expenses per Vehicle Revenue Mile	Operating Expenses per Vehicle Revenue Hour
Bus	\$3.54	\$37.77
Demand Response	\$1.62	\$13.81
<b>Total</b>	<b>\$1.82</b>	<b>\$15.84</b>

#### Service Effectiveness

Mode	Operating Expenses per Unlinked Passenger Trip	Unlinked Trips per Vehicle Revenue Mile	Unlinked Trips per Vehicle Revenue Hour
Bus	\$22.22	0.2	1.7
Demand Response	\$8.68	0.2	1.6
<b>Total</b>	<b>\$9.90</b>	<b>0.2</b>	<b>1.6</b>

Operating Expense per Vehicle Revenue Mile: Agency Total



Unlinked Passenger Trips per Vehicle Revenue Mile: Agency Total

