

Terrebonne Council on Aging

995 West Tunnel Blvd
Houma, LA 70360

2015 Annual Agency Profile

Director: Mrs. Donna Lavigne
225-379-3060

General Information

Service Consumption

14,841 Annual Unlinked Trips (UPT)

Service Supplied

462,035 Annual Vehicle Revenue Miles (VRM)
32,549 Annual Vehicle Revenue Hours (VRH)

Summary of Operating Expenses (OE)

\$899,054 Total Operating Expenses

Database Information

NTDID: 6R02-60232

Reporter Type: Rural General Public Transit

Financial Information

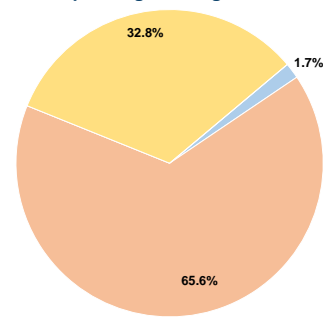
Sources of Operating Funds Expended

Fare Revenues	\$14,841	1.7%
Local Funds	\$589,475	65.6%
State Funds	\$0	0.0%
Federal Assistance	\$294,738	32.8%
Other Funds	\$0	0.0%
Total Operating Funds Expended	\$899,054	100.0%

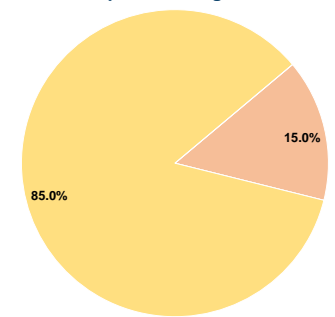
Sources of Capital Funds Expended

Fare Revenues	\$0	0.0%
Local Funds	\$17,504	15.0%
State Funds	\$0	0.0%
Federal Assistance	\$99,186	85.0%
Other Funds	\$0	0.0%
Total Capital Funds Expended	\$116,690	100.0%

Operating Funding Sources



Capital Funding Sources



Modal Characteristics

Operation Characteristics

Vehicles Operated at Maximum Service

Mode	Directly Operated	Purchased Transportation	Operating Expenses	Fare Revenues	Uses of Capital Funds	Annual Unlinked Trips	Annual Vehicle Revenue Miles	Annual Vehicle Revenue Hours
Demand Response	28	-	\$899,054	\$14,841	\$116,690	14,841	462,035	32,549
Total	28	-	\$899,054	\$14,841	\$116,690	14,841	462,035	32,549

Performance Measures

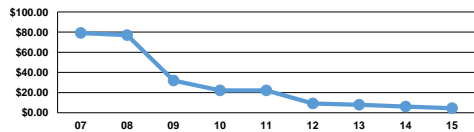
Service Efficiency

Mode	Operating Expenses per Vehicle Revenue Mile	Operating Expenses per Vehicle Revenue Hour
Demand Response	\$1.95	\$27.62
Total	\$1.95	\$27.62

Service Effectiveness

Mode	Operating Expenses per Unlinked Passenger Trip	Unlinked Trips per Vehicle Revenue Mile	Unlinked Trips per Vehicle Revenue Hour
Demand Response	\$60.58	0.0	0.5
Total	\$60.58	0.0	0.5

Operating Expense per Vehicle Revenue Mile: Agency Total



Unlinked Passenger Trips per Vehicle Revenue Mile: Agency Total

