

St. Helena Council on Aging

2015 Annual Agency Profile

48 Kendrick
Greensburg, LA 70441

Director: Mrs. Donna Lavigne
225-379-3060

General Information

Service Consumption

1,213 Annual Unlinked Trips (UPT)

Service Supplied

22,867 Annual Vehicle Revenue Miles (VRM)
1,265 Annual Vehicle Revenue Hours (VRH)

Summary of Operating Expenses (OE)

\$45,302 Total Operating Expenses

Database Information

NTDID: 6R02-66273

Reporter Type: Rural General Public Transit

Financial Information

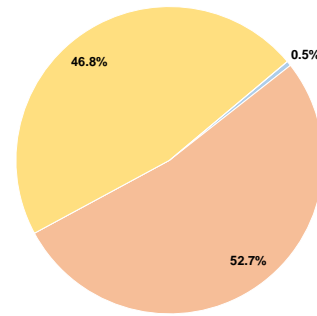
Sources of Operating Funds Expended

Fare Revenues	\$234	0.5%
Local Funds	\$23,882	52.7%
State Funds	\$0	0.0%
Federal Assistance	\$21,186	46.8%
Other Funds	\$0	0.0%
Total Operating Funds Expended	\$45,302	100.0%

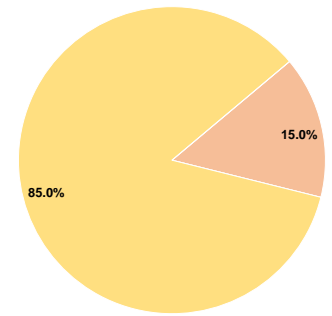
Sources of Capital Funds Expended

Fare Revenues	\$0	0.0%
Local Funds	\$29,961	15.0%
State Funds	\$0	0.0%
Federal Assistance	\$169,776	85.0%
Other Funds	\$0	0.0%
Total Capital Funds Expended	\$199,737	100.0%

Operating Funding Sources



Capital Funding Sources



Modal Characteristics

Operation Characteristics

Vehicles Operated at Maximum Service

Mode	Vehicles Operated at Maximum Service		Operating Expenses	Fare Revenues	Uses of Capital Funds	Annual Unlinked Trips	Annual Vehicle Revenue Miles	Annual Vehicle Revenue Hours
	Directly Operated	Purchased Transportation						
Demand Response	4	-	\$45,302	\$234	\$199,737	1,213	22,867	1,265
Total	4	-	\$45,302	\$234	\$199,737	1,213	22,867	1,265

Performance Measures


Service Efficiency

Mode	Operating Expenses per Vehicle Revenue Mile	Operating Expenses per Vehicle Revenue Hour
Demand Response	\$1.98	\$35.81
Total	\$1.98	\$35.81

Service Effectiveness

Mode	Operating Expenses per Unlinked Passenger Trip	Unlinked Trips per Vehicle Revenue Mile	Unlinked Trips per Vehicle Revenue Hour
Demand Response	\$37.35	0.1	1.0
Total	\$37.35	0.1	1.0

Operating Expense per Vehicle Revenue Mile: Agency Total



Unlinked Passenger Trips per Vehicle Revenue Mile: Agency Total

