

General Information

Service Consumption

13,076 Annual Unlinked Trips (UPT)

Service Supplied

100,248 Annual Vehicle Revenue Miles (VRM)

2,956 Annual Vehicle Revenue Hours (VRH)

Summary of Operating Expenses (OE)

\$187,390 Total Operating Expenses

Database Information

NTDID: 6R03-60157

Reporter Type: Rural General Public Transit

Financial Information

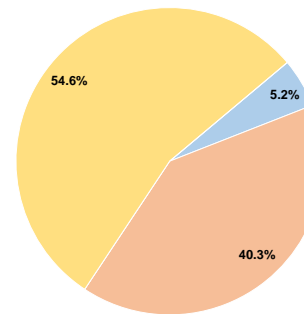
Sources of Operating Funds Expended

Fare Revenues	\$9,678	5.2%
Local Funds	\$75,455	40.3%
State Funds	\$0	0.0%
Federal Assistance	\$102,257	54.6%
Other Funds	\$0	0.0%
Total Operating Funds Expended	\$187,390	100.0%

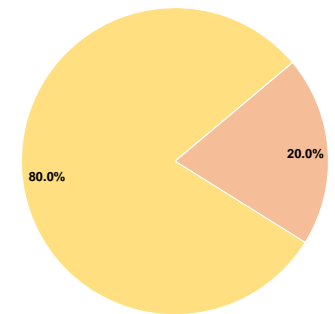
Sources of Capital Funds Expended

Fare Revenues	\$0	0.0%
Local Funds	\$1,639	20.0%
State Funds	\$0	0.0%
Federal Assistance	\$6,557	80.0%
Other Funds	\$0	0.0%
Total Capital Funds Expended	\$8,196	100.0%

Operating Funding Sources



Capital Funding Sources



Modal Characteristics

Operation Characteristics

Vehicles Operated at Maximum Service

Mode	Directly Operated	Purchased Transportation	Operating Expenses	Fare Revenues	Uses of Capital Funds	Annual Unlinked Trips	Annual Vehicle Revenue Miles	Annual Vehicle Revenue Hours
Demand Response	6	-	\$187,390	\$9,678	\$8,196	13,076	100,248	2,956
Total	6	-	\$187,390	\$9,678	\$8,196	13,076	100,248	2,956

Performance Measures

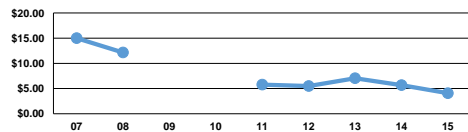
Service Efficiency

Mode	Operating Expenses per Vehicle Revenue Mile	Operating Expenses per Vehicle Revenue Hour
Demand Response	\$1.87	\$63.39
Total	\$1.87	\$63.39

Service Effectiveness

Mode	Operating Expenses per Unlinked Passenger Trip	Unlinked Trips per Vehicle Revenue Mile	Unlinked Trips per Vehicle Revenue Hour
Demand Response	\$14.33	0.1	4.4
Total	\$14.33	0.1	4.4

Operating Expense per Vehicle Revenue Mile: Agency Total



Unlinked Passenger Trips per Vehicle Revenue Mile: Agency Total

