

General Information

Urbanized Area (UZA) Statistics - 2010 Census

134 Davenport, IA-IL
 138 Square Miles
 280,051 Population
 134 Pop. Rank out of 498 UZAs

Service Area Statistics

26 Square Miles
 99,685 Population

Service Consumption

1,503,419 Annual Unlinked Trips (UPT)

Service Supplied

725,353 Annual Vehicle Revenue Miles (VRM)
 56,624 Annual Vehicle Revenue Hours (VRH)

Database Information

NTDID: 70009

Reporter Type: Reduced Reporter

Financial Information

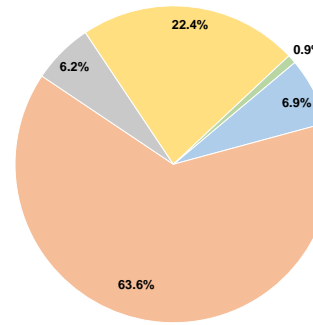
Sources of Operating Funds Expended

Fare Revenues	\$497,881	6.9%
Local Funds	\$4,588,052	63.6%
State Funds	\$448,603	6.2%
Federal Assistance	\$1,614,071	22.4%
Other Funds	\$64,101	0.9%
Total Operating Funds Expended	\$7,212,708	100.0%

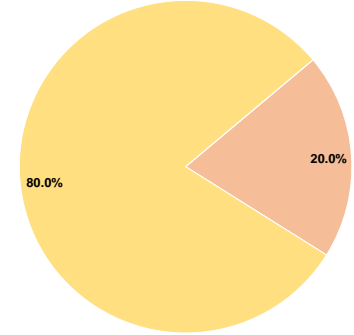
Sources of Capital Funds Expended

Fare Revenues	\$0	0.0%
Local Funds	\$50,459	20.0%
State Funds	\$0	0.0%
Federal Assistance	\$201,504	80.0%
Other Funds	\$0	0.0%
Total Capital Funds Expended	\$251,963	100.0%

Operating Funding Sources



Capital Funding Sources



Modal Characteristics

Operation Characteristics

Vehicles Operated at Maximum Service

Mode	Directly Operated	Purchased Transportation	Operating Expenses	Fare Revenues	Uses of Capital Funds	Annual Unlinked Trips	Annual Vehicle Revenue Miles	Annual Vehicle Revenue Hours	Average Fleet Age in Years ¹
Bus	18	-	\$7,200,708	\$497,881	\$251,963	1,503,419	725,353	56,624	10.4
Total	18	-	\$7,200,708	\$497,881	\$251,963	1,503,419	725,353	56,624	

Performance Measures

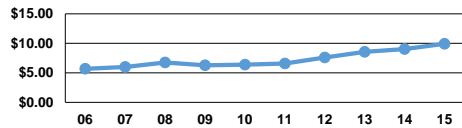
Service Efficiency

Mode	Operating Expenses per Vehicle Revenue Mile	Operating Expenses per Vehicle Revenue Hour
Bus	\$9.93	\$127.17
Total	\$9.93	\$127.17

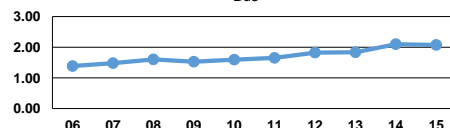
Service Effectiveness

Mode	Operating Expenses per Unlinked Passenger Trip	Unlinked Trips per Vehicle Revenue Mile	Unlinked Trips per Vehicle Revenue Hour
Bus	\$4.79	2.1	26.6
Total	\$4.79	2.1	26.6

Operating Expense per Vehicle Revenue Mile: Bus



Unlinked Passenger Trips per Vehicle Revenue Mile: Bus



Notes:

¹Demand Response - Taxi (DT) and non-dedicated fleets do not report fleet age data.

*This agency has a purchased transportation relationship in which they buy service from River Bend Transit (NTDID: 70049), and in which the data are captured in another report for mode MB/PT.

*This agency has a purchased transportation relationship in which they buy service from River Bend Transit (NTDID: 70049), and in which the data are captured in another report for mode DR/PT.