

General Information

Urbanized Area (UZA) Statistics - 2010 Census

278 Waterloo, IA
 62 Square Miles
 113,418 Population
 278 Pop. Rank out of 498 UZAs

Service Area Statistics

51 Square Miles
 108,519 Population

Service Consumption

496,402 Annual Unlinked Trips (UPT)

Service Supplied

861,879 Annual Vehicle Revenue Miles (VRM)
 58,033 Annual Vehicle Revenue Hours (VRH)

Database Information

NTDID: 70013

Reporter Type: Reduced Reporter

Financial Information

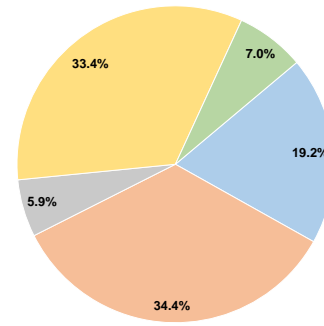
Sources of Operating Funds Expended

Fare Revenues	\$953,694	19.2%
Local Funds	\$1,706,643	34.4%
State Funds	\$291,003	5.9%
Federal Assistance	\$1,657,115	33.4%
Other Funds	\$348,477	7.0%
Total Operating Funds Expended	\$4,956,932	100.0%

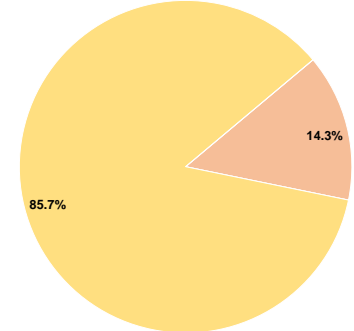
Sources of Capital Funds Expended

Fare Revenues	\$0	0.0%
Local Funds	\$39,198	14.3%
State Funds	\$0	0.0%
Federal Assistance	\$234,374	85.7%
Other Funds	\$0	0.0%
Total Capital Funds Expended	\$273,572	100.0%

Operating Funding Sources



Capital Funding Sources



Modal Characteristics

Operation Characteristics

Vehicles Operated at Maximum Service

Mode	Directly Operated	Purchased Transportation	Operating Expenses	Fare Revenues	Uses of Capital Funds	Annual Unlinked Trips	Annual Vehicle Revenue Miles	Annual Vehicle Revenue Hours	Average Fleet Age in Years ¹
Bus	13	-	\$3,379,144	\$380,092	\$0	426,905	552,242	32,096	5.7
Demand Response	14	-	\$1,577,788	\$573,602	\$273,572	69,497	309,637	25,937	7.9
Total	27	-	\$4,956,932	\$953,694	\$273,572	496,402	861,879	58,033	

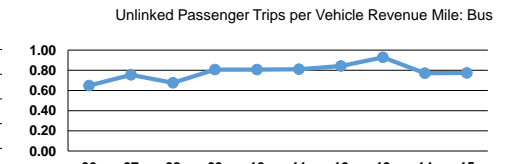
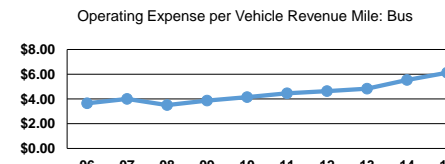
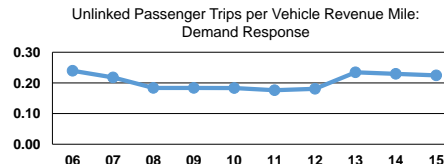
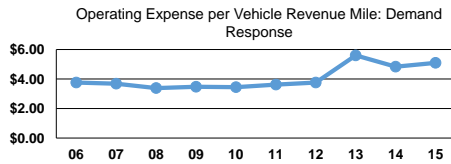
Performance Measures

Service Efficiency

Mode	Operating Expenses per Vehicle Revenue Mile	Operating Expenses per Vehicle Revenue Hour
Bus	\$6.12	\$105.28
Demand Response	\$5.10	\$60.83
Total	\$5.75	\$85.42

Service Effectiveness

Mode	Operating Expenses per Unlinked Passenger Trip	Unlinked Trips per Vehicle Revenue Mile	Unlinked Trips per Vehicle Revenue Hour
Bus	\$7.92	0.8	13.3
Demand Response	\$22.70	0.2	2.7
Total	\$9.99	0.6	8.6



Notes:

¹Demand Response - Taxi (DT) and non-dedicated fleets do not report fleet age data.