

General Information

Urbanized Area (UZA) Statistics - 2010 Census

469 Manhattan, KS
 21 Square Miles
 54,622 Population
 469 Pop. Rank out of 498 UZAs

Other UZAs Served

0 Kansas Non-UZA

Service Area Statistics

1,835 Square Miles
 136,821 Population

Service Consumption

416,986 Annual Unlinked Trips (UPT)

Service Supplied

542,187 Annual Vehicle Revenue Miles (VRM)
 40,293 Annual Vehicle Revenue Hours (VRH)

Database Information

NTDID: 70053

Reporter Type: Reduced Reporter

Financial Information

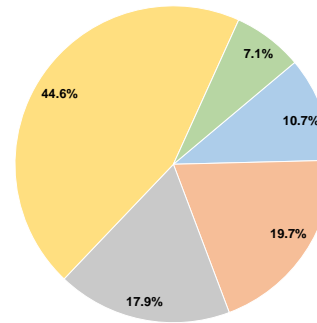
Sources of Operating Funds Expended

Fare Revenues	\$130,884	10.7%
Local Funds	\$240,166	19.7%
State Funds	\$218,131	17.9%
Federal Assistance	\$545,327	44.6%
Other Funds	\$87,029	7.1%
Total Operating Funds Expended	\$1,221,537	100.0%

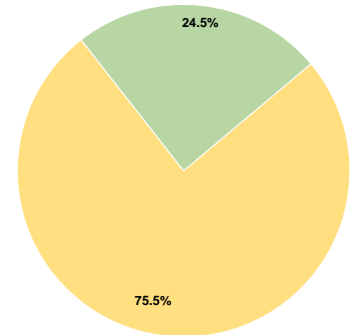
Sources of Capital Funds Expended

Fare Revenues	\$0	0.0%
Local Funds	\$0	0.0%
State Funds	\$0	0.0%
Federal Assistance	\$143,802	75.5%
Other Funds	\$46,569	24.5%
Total Capital Funds Expended	\$190,371	100.0%

Operating Funding Sources



Capital Funding Sources



Modal Characteristics

Operation Characteristics

Vehicles Operated at Maximum Service

Mode	Directly Operated	Purchased Transportation	Operating Expenses	Fare Revenues	Uses of Capital Funds	Annual Unlinked Trips	Annual Vehicle Revenue Miles	Annual Vehicle Revenue Hours	Average Fleet Age in Years ¹
Bus	10	-	\$646,955	\$30,281	\$115,064	364,889	270,128	22,283	4.8
Demand Response	10	-	\$574,582	\$100,603	\$75,307	52,097	272,059	18,010	4.8
Total	20	-	\$1,221,537	\$130,884	\$190,371	416,986	542,187	40,293	

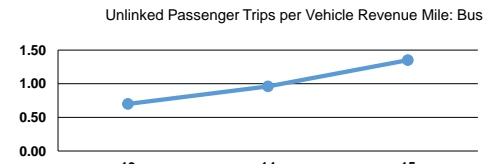
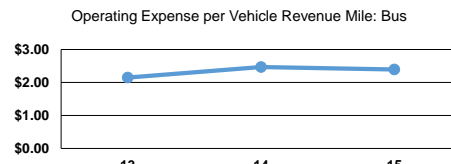
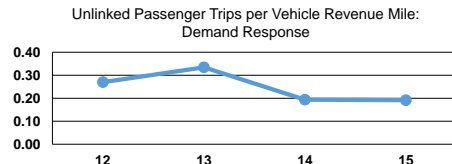
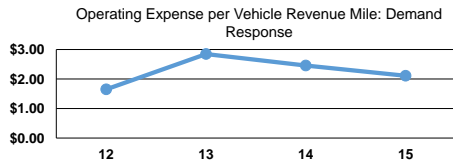
Performance Measures

Service Efficiency

Mode	Operating Expenses per Vehicle Revenue Mile	Operating Expenses per Vehicle Revenue Hour
Bus	\$2.39	\$29.03
Demand Response	\$2.11	\$31.90
Total	\$2.25	\$30.32

Service Effectiveness

Mode	Operating Expenses per Unlinked Passenger Trip	Unlinked Trips per Vehicle Revenue Mile	Unlinked Trips per Vehicle Revenue Hour
Bus	\$1.77	1.4	16.4
Demand Response	\$11.03	0.2	2.9
Total	\$2.93	0.8	10.3



Notes:

¹Demand Response - Taxi (DT) and non-dedicated fleets do not report fleet age data.