

**General Information**

**Urbanized Area (UZA) Statistics - 2010 Census**

83 Wichita, KS  
 215 Square Miles  
 472,870 Population  
 83 Pop. Rank out of 498 UZAs

**Other UZAs Served**

0 Kansas Non-UZA

**Service Area Statistics**

1,008 Square Miles  
 498,365 Population

**Service Consumption**

19,410 Annual Unlinked Trips (UPT)

**Service Supplied**

286,830 Annual Vehicle Revenue Miles (VRM)  
 7,627 Annual Vehicle Revenue Hours (VRH)

**Database Information**

NTDID: 70054

Reporter Type: Reduced Reporter

**Financial Information**

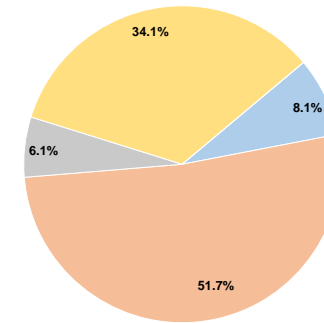
**Sources of Operating Funds Expended**

Fare Revenues	\$51,138	8.1%
Local Funds	\$327,145	51.7%
State Funds	\$38,818	6.1%
Federal Assistance	\$215,510	34.1%
Other Funds	\$0	0.0%
<b>Total Operating Funds Expended</b>	<b>\$632,611</b>	<b>100.0%</b>

**Sources of Capital Funds Expended**

Fare Revenues	\$0
Local Funds	\$0
State Funds	\$0
Federal Assistance	\$0
Other Funds	\$0
<b>Total Capital Funds Expended</b>	<b>\$0</b>

**Operating Funding Sources**



**Modal Characteristics**

**Operation Characteristics**

**Vehicles Operated at Maximum Service**

Mode	Directly Operated	Purchased Transportation	Operating Expenses	Fare Revenues	Uses of Capital Funds	Annual Unlinked Trips	Annual Vehicle Revenue Miles	Annual Vehicle Revenue Hours	Average Fleet Age in Years <sup>1</sup>
Demand Response - Taxi	-	12	\$79,211	\$10,185	\$0	3,497	44,835	1,147	
Demand Response	3	11	\$511,052	\$40,953	\$0	15,913	241,995	6,480	5.3
<b>Total</b>	<b>3</b>	<b>23</b>	<b>\$590,263</b>	<b>\$51,138</b>	<b>\$0</b>	<b>19,410</b>	<b>286,830</b>	<b>7,627</b>	

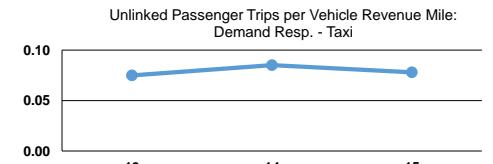
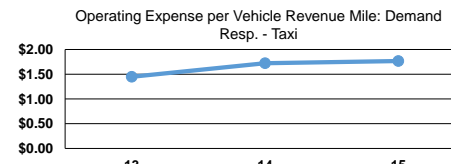
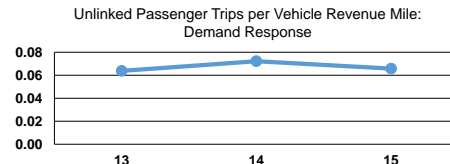
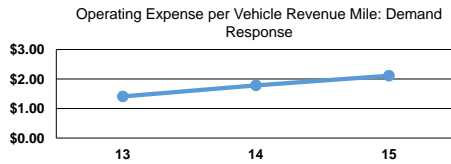
**Performance Measures**

**Service Efficiency**

Mode	Operating Expenses per Vehicle Revenue Mile	Operating Expenses per Vehicle Revenue Hour
Demand Response - Taxi	\$1.77	\$69.06
Demand Response	\$2.11	\$78.87
<b>Total</b>	<b>\$2.06</b>	<b>\$77.39</b>

**Service Effectiveness**

Mode	Operating Expenses per Unlinked Passenger Trip	Unlinked Trips per Vehicle Revenue Mile	Unlinked Trips per Vehicle Revenue Hour
Demand Response - Taxi	\$22.65	0.1	3.0
Demand Response	\$32.12	0.1	2.5
<b>Total</b>	<b>\$30.41</b>	<b>0.1</b>	<b>2.5</b>



**Notes:**

<sup>1</sup>Demand Response - Taxi (DT) and non-dedicated fleets do not report fleet age data.