

General Information

Federally Recognized Tribal Statistical Areas
 206 Prairie Band of Potawatomi Nation Reservation, KS

Service Consumption
 10,512 Annual Unlinked Trips (UPT)

Service Supplied
 151,422 Annual Vehicle Revenue Miles (VRM)
 4,830 Annual Vehicle Revenue Hours (VRH)

Database Information
 NTDID: 77075
 Reporter Type: Tribal Reporter

Financial Information

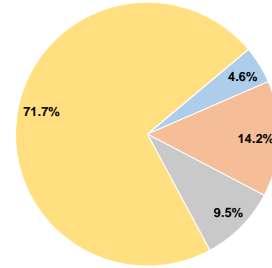
Sources of Operating Funds Expended

| | | |
|---------------------------------------|------------------|---------------|
| Fare Revenues | \$10,914 | 4.6% |
| Local Funds | \$33,828 | 14.2% |
| State Funds | \$22,552 | 9.5% |
| Federal Assistance | \$170,852 | 71.7% |
| Other Funds | \$0 | 0.0% |
| Total Operating Funds Expended | \$238,146 | 100.0% |

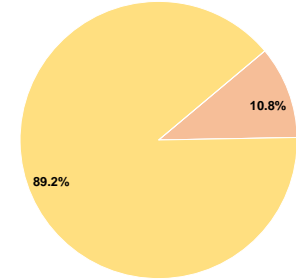
Sources of Capital Funds Expended

| | | |
|-------------------------------------|-----------------|---------------|
| Fare Revenues | \$0 | 0.0% |
| Local Funds | \$3,987 | 10.8% |
| State Funds | \$0 | 0.0% |
| Federal Assistance | \$32,850 | 89.2% |
| Other Funds | \$0 | 0.0% |
| Total Capital Funds Expended | \$36,837 | 100.0% |

Operating Funding Sources



Capital Funding Sources



Modal Characteristics

Operation Characteristics

Vehicles Operated at Maximum Service

| Mode | Directly Operated | Purchased Transportation | Operating Expenses | Fare Revenues | Uses of Capital Funds | Annual Unlinked Trips | Annual Vehicle Revenue Miles | Annual Vehicle Revenue Hours | Average Fleet Age in Years ¹ |
|-----------------|-------------------|--------------------------|--------------------|-----------------|-----------------------|-----------------------|------------------------------|------------------------------|---|
| Demand Response | 6 | - | \$238,146 | \$10,914 | \$36,837 | 10,512 | 151,422 | 4,830 | 4.2 |
| Total | 6 | - | \$238,146 | \$10,914 | \$36,837 | 10,512 | 151,422 | 4,830 | |

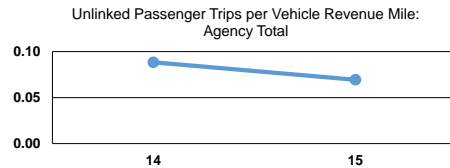
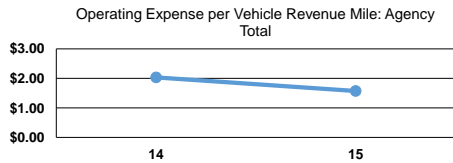
Performance Measures

Service Efficiency

| Mode | Operating Expenses per Vehicle Revenue Mile | Operating Expenses per Vehicle Revenue Hour |
|-----------------|---|---|
| Demand Response | \$1.57 | \$49.31 |
| Total | \$1.57 | \$49.31 |

Service Effectiveness

| Mode | Operating Expenses per Unlinked Passenger Trip | Unlinked Trips per Vehicle Revenue Mile | Unlinked Trips per Vehicle Revenue Hour |
|-----------------|--|---|---|
| Demand Response | \$22.65 | 0.1 | 2.2 |
| Total | \$22.65 | 0.1 | 2.2 |



Notes:

¹Demand Response - Taxi (DT) and non-dedicated fleets do not report fleet age data.