

General Information

Service Consumption

214,514 Annual Unlinked Trips (UPT)

Service Supplied

220,101 Annual Vehicle Revenue Miles (VRM)
 18,051 Annual Vehicle Revenue Hours (VRH)

Summary of Operating Expenses (OE)

\$944,654 Total Operating Expenses

Database Information

NTDID: 7R01-70111
 Reporter Type: Rural General Public Transit

Financial Information

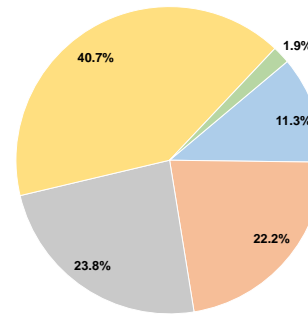
Sources of Operating Funds Expended

| | | |
|---------------------------------------|------------------|---------------|
| Fare Revenues | \$106,893 | 11.3% |
| Local Funds | \$210,155 | 22.2% |
| State Funds | \$225,267 | 23.8% |
| Federal Assistance | \$384,770 | 40.7% |
| Other Funds | \$17,568 | 1.9% |
| Total Operating Funds Expended | \$944,653 | 100.0% |

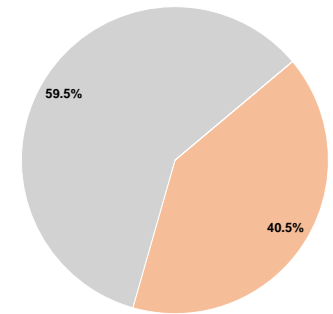
Sources of Capital Funds Expended

| | | |
|-------------------------------------|-----------------|---------------|
| Fare Revenues | \$0 | 0.0% |
| Local Funds | \$29,999 | 40.5% |
| State Funds | \$44,000 | 59.5% |
| Federal Assistance | \$0 | 0.0% |
| Other Funds | \$0 | 0.0% |
| Total Capital Funds Expended | \$73,999 | 100.0% |

Operating Funding Sources



Capital Funding Sources



Modal Characteristics

Operation Characteristics

Vehicles Operated at Maximum Service

| Mode | Directly Operated | Purchased Transportation | Operating Expenses | Fare Revenues | Uses of Capital Funds | Annual Unlinked Trips | Annual Vehicle Revenue Miles | Annual Vehicle Revenue Hours |
|--------------|-------------------|--------------------------|--------------------|------------------|-----------------------|-----------------------|------------------------------|------------------------------|
| Bus | 10 | - | \$944,654 | \$106,893 | \$73,999 | 214,514 | 220,101 | 18,051 |
| Total | 10 | - | \$944,654 | \$106,893 | \$73,999 | 214,514 | 220,101 | 18,051 |

Performance Measures

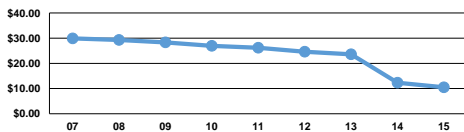
Service Efficiency

| Mode | Operating Expenses per Vehicle Revenue Mile | Operating Expenses per Vehicle Revenue Hour |
|--------------|---|---|
| Bus | \$4.29 | \$52.33 |
| Total | \$4.29 | \$52.33 |

Service Effectiveness

| Mode | Operating Expenses per Unlinked Passenger Trip | Unlinked Trips per Vehicle Revenue Mile | Unlinked Trips per Vehicle Revenue Hour |
|--------------|--|---|---|
| Bus | \$4.40 | 1.0 | 11.9 |
| Total | \$4.40 | 1.0 | 11.9 |

Operating Expense per Vehicle Revenue Mile: Agency Total



Unlinked Passenger Trips per Vehicle Revenue Mile: Agency Total

