

# 10-15 Regional Transit Agency

2015 Annual Agency Profile

## General Information

### Service Consumption

169,790 Annual Unlinked Trips (UPT)

### Service Supplied

775,217 Annual Vehicle Revenue Miles (VRM)  
 43,984 Annual Vehicle Revenue Hours (VRH)

### Summary of Operating Expenses (OE)

\$1,654,057 Total Operating Expenses

### Database Information

NTDID: 7R01-70242  
 Reporter Type: Rural General Public Transit

## Financial Information

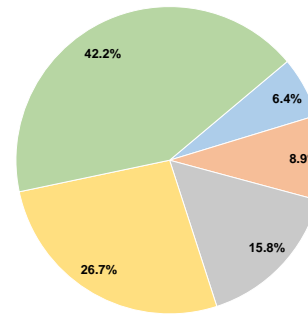
### Sources of Operating Funds Expended

Fare Revenues	\$105,869	6.4%
Local Funds	\$147,189	8.9%
State Funds	\$261,980	15.8%
Federal Assistance	\$441,241	26.7%
Other Funds	\$697,778	42.2%
<b>Total Operating Funds Expended</b>	<b>\$1,654,057</b>	<b>100.0%</b>

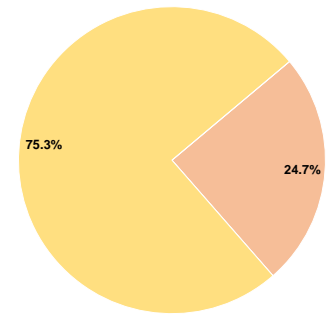
### Sources of Capital Funds Expended

Fare Revenues	\$0	0.0%
Local Funds	\$49,813	24.7%
State Funds	\$0	0.0%
Federal Assistance	\$152,052	75.3%
Other Funds	\$0	0.0%
<b>Total Capital Funds Expended</b>	<b>\$201,865</b>	<b>100.0%</b>

### Operating Funding Sources



### Capital Funding Sources



## Modal Characteristics

### Operation Characteristics

#### Vehicles Operated at Maximum Service

Mode	Directly Operated	Purchased Transportation	Operating Expenses	Fare Revenues	Uses of Capital Funds	Annual Unlinked Trips	Annual Vehicle Revenue Miles	Annual Vehicle Revenue Hours
Demand Response	40	-	\$1,654,057	\$105,869	\$201,865	169,790	775,217	43,984
<b>Total</b>	<b>40</b>	<b>-</b>	<b>\$1,654,057</b>	<b>\$105,869</b>	<b>\$201,865</b>	<b>169,790</b>	<b>775,217</b>	<b>43,984</b>

### Performance Measures

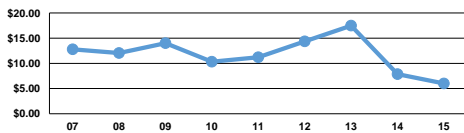
#### Service Efficiency

Mode	Operating Expenses per Vehicle Revenue Mile	Operating Expenses per Vehicle Revenue Hour
Demand Response	\$2.13	\$37.61
<b>Total</b>	<b>\$2.13</b>	<b>\$37.61</b>

#### Service Effectiveness

Mode	Operating Expenses per Unlinked Passenger Trip	Unlinked Trips per Vehicle Revenue Mile	Unlinked Trips per Vehicle Revenue Hour
Demand Response	\$9.74	0.2	3.9
<b>Total</b>	<b>\$9.74</b>	<b>0.2</b>	<b>3.9</b>

Operating Expense per Vehicle Revenue Mile: Agency Total



Unlinked Passenger Trips per Vehicle Revenue Mile: Agency Total

