

General Information

Service Consumption

27,368 Annual Unlinked Trips (UPT)

Service Supplied

82,540 Annual Vehicle Revenue Miles (VRM)

9,888 Annual Vehicle Revenue Hours (VRH)

Summary of Operating Expenses (OE)

\$132,438 Total Operating Expenses

Database Information

NTDID: 7R02-70123

Reporter Type: Rural General Public Transit

Financial Information

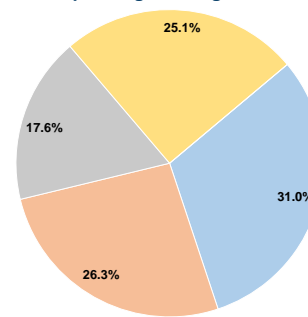
Sources of Operating Funds Expended

Fare Revenues	\$41,056	31.0%
Local Funds	\$34,871	26.3%
State Funds	\$23,247	17.6%
Federal Assistance	\$33,264	25.1%
Other Funds	\$0	0.0%
Total Operating Funds Expended	\$132,438	100.0%

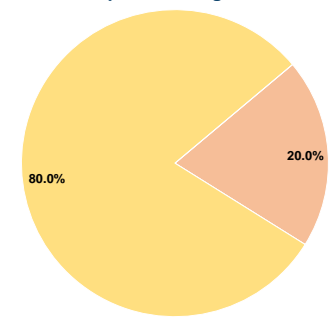
Sources of Capital Funds Expended

Fare Revenues	\$0	0.0%
Local Funds	\$18,162	20.0%
State Funds	\$0	0.0%
Federal Assistance	\$72,649	80.0%
Other Funds	\$0	0.0%
Total Capital Funds Expended	\$90,811	100.0%

Operating Funding Sources



Capital Funding Sources



Modal Characteristics

Operation Characteristics

Vehicles Operated at Maximum Service

Mode	Directly Operated	Purchased Transportation	Operating Expenses	Fare Revenues	Uses of Capital Funds	Annual Unlinked Trips	Annual Vehicle Revenue Miles	Annual Vehicle Revenue Hours
Demand Response	4	-	\$132,438	\$41,056	\$90,811	27,368	82,540	9,888
Total	4	-	\$132,438	\$41,056	\$90,811	27,368	82,540	9,888

Performance Measures

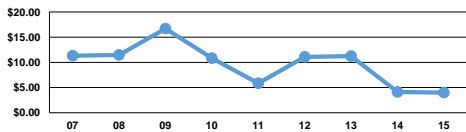
Service Efficiency

Mode	Operating Expenses per Vehicle Revenue Mile	Operating Expenses per Vehicle Revenue Hour
Demand Response	\$1.60	\$13.39
Total	\$1.60	\$13.39

Service Effectiveness

Mode	Operating Expenses per Unlinked Passenger Trip	Unlinked Trips per Vehicle Revenue Mile	Unlinked Trips per Vehicle Revenue Hour
Demand Response	\$4.84	0.3	2.8
Total	\$4.84	0.3	2.8

Operating Expense per Vehicle Revenue Mile: Agency Total



Unlinked Passenger Trips per Vehicle Revenue Mile: Agency Total

