

**General Information**

**Service Consumption**

15,329 Annual Unlinked Trips (UPT)

**Service Supplied**

33,314 Annual Vehicle Revenue Miles (VRM)  
2,696 Annual Vehicle Revenue Hours (VRH)

**Summary of Operating Expenses (OE)**

\$35,833 Total Operating Expenses

**Database Information**

NTDID: 7R02-70141

Reporter Type: Rural General Public Transit

**Financial Information**

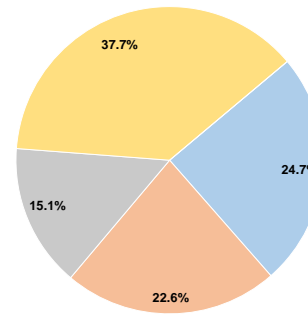
**Sources of Operating Funds Expended**

Fare Revenues	\$8,833	24.7%
Local Funds	\$8,100	22.6%
State Funds	\$5,400	15.1%
Federal Assistance	\$13,500	37.7%
Other Funds	\$0	0.0%
<b>Total Operating Funds Expended</b>	<b>\$35,833</b>	<b>100.0%</b>

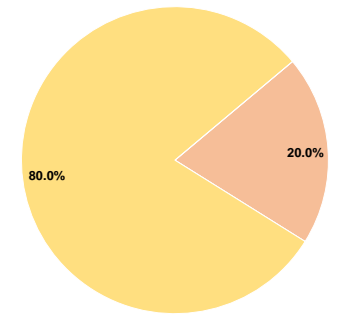
**Sources of Capital Funds Expended**

Fare Revenues	\$0	0.0%
Local Funds	\$11,150	20.0%
State Funds	\$0	0.0%
Federal Assistance	\$44,600	80.0%
Other Funds	\$0	0.0%
<b>Total Capital Funds Expended</b>	<b>\$55,750</b>	<b>100.0%</b>

**Operating Funding Sources**



**Capital Funding Sources**



**Modal Characteristics**

**Operation Characteristics**

**Vehicles Operated at Maximum Service**

Mode	Directly Operated	Purchased Transportation	Operating Expenses	Fare Revenues	Uses of Capital Funds	Annual Unlinked Trips	Annual Vehicle Revenue Miles	Annual Vehicle Revenue Hours
Demand Response	3	-	\$35,833	\$8,833	\$55,750	15,329	33,314	2,696
<b>Total</b>	<b>3</b>	<b>-</b>	<b>\$35,833</b>	<b>\$8,833</b>	<b>\$55,750</b>	<b>15,329</b>	<b>33,314</b>	<b>2,696</b>

**Performance Measures**

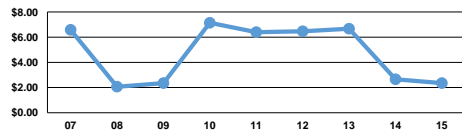
**Service Efficiency**

Mode	Operating Expenses per Vehicle Revenue Mile	Operating Expenses per Vehicle Revenue Hour
Demand Response	\$1.08	\$13.29
<b>Total</b>	<b>\$1.08</b>	<b>\$13.29</b>

**Service Effectiveness**

Mode	Operating Expenses per Unlinked Passenger Trip	Unlinked Trips per Vehicle Revenue Mile	Unlinked Trips per Vehicle Revenue Hour
Demand Response	\$2.34	0.5	5.7
<b>Total</b>	<b>\$2.34</b>	<b>0.5</b>	<b>5.7</b>

Operating Expense per Vehicle Revenue Mile: Agency Total



Unlinked Passenger Trips per Vehicle Revenue Mile: Agency Total

